

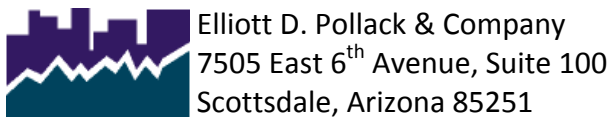
# Southern California Edison Economic & Fiscal Impact Model Handbook 2017



Prepared for:



Prepared by:



Copyright Elliott D. Pollack & Company  
2001-2017 All rights Reserved

**TABLE OF CONTENTS**

<b>1.0</b>	<b>Introduction</b>	<b>1</b>
<b>2.0</b>	<b>Overview of Economic Impact Analysis</b>	<b>2</b>
2.1	The Economic Impact of Businesses	2
2.2	Economic Impact Overview	2
<b>3.0</b>	<b>Overview of Fiscal Impact Analysis</b>	<b>7</b>
3.1	The Fiscal Impact of Businesses	7
3.2	Fiscal Impact Overview	7
	Sales Tax	8
	Income Tax	8
	Unemployment Tax	8
	Gas Tax	9
	Vehicle License Fees	9
	Property Tax	9
	Business Tax	9
	Utility User Tax	9
	Franchise Fees	9
<b>4.0</b>	<b>Getting Started</b>	<b>11</b>
4.1	System Requirements	11
4.2	Model Access	11
4.3	Model Login	12
<b>5.0</b>	<b>Description of the Model</b>	<b>13</b>
5.1	Model Design	13
5.2	Data Inputs	13
	Explanation of data inputs	14
5.3	Model Functions	15
5.4	Output Tables & Exporting	17

**TABLE OF CONTENTS**

<b>6.0</b>	<b>Description of Tables</b>	<b>19</b>
	<b><u>Construction Impact Tables</u></b>	
6.1	Economic Impact of Construction	19
6.2	Fiscal Impact of Construction	20
	<b><u>Operations Impact Tables</u></b>	
6.3	Economic Impact of Operations	21
6.4	Economic Impact of Operations by Industry	22
6.5	Fiscal Impact of Operations, State of California	23
6.6	Fiscal Impact of Operations, Selected County	24
6.7	Fiscal Impact of Operations, Selected City	25
6.8	Summary Table	26
<b>7.0</b>	<b>Glossary of Terms</b>	<b>27</b>
	<b>Appendix</b>	<b>30</b>

---

**1.0 Introduction**

---

This handbook is designed as a technical manual for the Southern California Edison (SCE) Economic & Fiscal Impacts Model (2017). The model has been developed by Elliott D. Pollack & Company to provide SCE a means to calculate the economic and fiscal impacts of any business currently located or planning to locate or expand operations in the region specified by SCE.

This model is a custom web-based application. County-level multipliers from the IMPLAN Group, LLC are used to calculate all the economic impacts of a business's construction and operations. The results from the economic impact analysis are used to compute the impact on revenues generated to the State of California, the selected county and the selected city. The counties purchased by SCE for this model include Kern County, Kings County, Los Angeles County, Orange County, Riverside County, San Bernardino County, Santa Barbara County, Tulare County and Ventura County.

This handbook is composed of seven major sections. The introduction; an overview of economic impact analysis; an overview of fiscal impact analysis; instruction on web-access; a description of the model; a description of the output tables and a glossary of terms.

---

## **2.0 Overview of Economic Impact Analysis**

---

Economic impact analysis examines the regional implications of an activity in terms of three basic measures: output, earnings and job creation. The SCE Economic & Fiscal Impacts Model calculates the impact of business retention and relocation during construction and during a five-year operations period.

### **2.1 The Economic Impact of Businesses**

The model computes the impact of either an existing business (retention) or a new business (relocation). The model provides the impact during a construction period and during operations (if both are entered).

- (1) Economic impact of construction – The economic impact of construction determines the output, jobs, payroll and population supported by the construction phase of any new building planned by the company. Construction phase impacts are generally short-term effects (six months to two years) related to onsite and offsite construction employment and other industries that support the construction. The economic impact of construction is available at the county level only.
- (2) Economic impact during operations – The economic impact during operations determines the output, jobs, payroll and population supported by the operations of the company. The operational phase impacts are generally considered the long-term consequences of a company. The model allows the user to input up to five years of operating data and generates up to a five-year operational phase impact.

### **2.2 Economic Impact Overview**

Economic impact analysis examines the economic implications of an activity in terms of employment, earnings, and output.

The different types of economic impacts are known as direct, indirect, and induced, according to the manner in which the impacts are generated. For instance, direct employment consists of permanent jobs held by employees of the company or project. Indirect employment is those jobs created by businesses that provide goods and services essential to the operation the company or project. These businesses range from manufacturers (who make goods) to wholesalers (who deliver goods) to janitorial firms (who clean the buildings). Finally, the spending of the wages and salaries of the direct and indirect employees on items such as food, housing, transportation and medical services creates induced employment in all sectors of the economy, throughout the metropolitan area. These secondary effects are captured in the analysis conducted in this study.

Multipliers have been developed to estimate the indirect and induced impacts of various direct economic activities. The IMPLAN Group, LLC developed the multipliers used in this study. The economic impact is categorized into three types of impacts:

- (1) **Employment Impact** – the total wage and salary and self employed jobs in a region. Jobs include both part time and full time workers.
- (2) **Earnings Impact** – the personal income, earnings or wages, of the direct, indirect and induced employees. Earnings include total wage and salary payments as well as benefits of health and life insurance, retirement payments and any other non-cash compensation.
- (3) **Economic Output** – also referred to economic activity, relates to the gross receipts for goods or services generated by the company's operations.

#### Economic Impact for the SCE Model

For the SCE Model, economic impact analysis starts with the value of construction (if any), type of industry the business is generally classified as, and employment (number of direct jobs) over a period of one to five years. The user has a choice of 339 industries (see Table 1) based on the North American Industrial Classification System (NAICS) codes. With this information, the multiplier effects on the State, county or city are determined. When the user changes the industry, the corresponding average annual salary and set of multipliers are automatically selected. If the user inputs total wages for a given company, then the wages will be used instead of those that are generated automatically from the set of multipliers.

The results of the economic impact analysis include a breakdown of direct, indirect and induced impacts in terms of employment, output, and personal income. This level of detail is shown annually for the construction impact (if applicable) and the on-going operations impact over a period of one to five years.

In addition, the operations impact in terms of output and employment is broken down by industry sector. This additional breakdown by industry sector allows the user to identify the other sectors of the region's economy that are impacted by a company's operation.

FISCAL IMPACTS MODEL SOUTHERN CALIFORNIA EDISON MULTIPLIER SUMMARY	
<b>MANUFACTURING (NAICS 311111 to 339999)</b>	
<b>=&gt; Food &amp; Kindred Products (311111 to 31214)</b>	
Confectionery product manufacturing (31111-311352) Frozen food product manufacturing (31141-311412) Canned & dehydrated food product manufacturing (311421-311422) Dairy product manufacturing (3115) Meat product manufacturing (3116-3117) Bakery product manufacturing (3118) Snack food product manufacturing (311911-311919) Coffee & tea manufacturing (31192) Condiment manufacturing (31193-31199) Beverage Manufacturing (31211-31214)	<b>=&gt; Rubber &amp; Misc Plastics Products (32611 to 32629)</b> Plastics packaging materials and unlaminated film and sheet manufacturing (32611) Unlaminated plastics profile shape manufacturing (326121) Plastic Products (326122-32619) Tire manufacturing (32621) Rubber & plastics hoses & belting manufacturing (32622) Other rubber product manufacturing (32629)
<b>=&gt; Textile Mill Products (3131 to 31499)</b>	
Fiber, yarn, & thread mills (3131) Broad woven fabric mills (31321) Narrow fabric mills & machine embroidery (31322) Nonwoven fabric mills (31323) Knit fabric mills (31324) Textile & fabric finishing mills (31331) Fabric coating mills (31332) Carpet & rub mills (31411) Curtain & linen mills (31412) Textile bag & canvas mills (31491) All other textile product mills (31499)	<b>=&gt; Nonmetal Mineral Product Manufacturing (327 to 327999)</b> Pottery, ceramics, & plumbing fixture manufacturing (32711) Brick, tile, & other structural clay product manufacturing (32712) Flat glass manufacturing (327211) Other pressed & blown glass & glassware manufacturing (327212) Glass container manufacturing (327213) Glass product manufacturing made of purchased glass (327215) Ready-mix concrete manufacturing (32732) Concrete block and brick manufacturing (327331) Concrete pipe manufacturing (327332) Other concrete product manufacturing (32739) Lime manufacturing (32741) Gypsum product manufacturing (32742) Abrasive product manufacturing (32791) Cut stone and stone product manufacturing (327991) Ground or treated mineral and earth manufacturing (327992) Mineral wool manufacturing (327993) Miscellaneous nonmetallic mineral products (327999)
<b>=&gt; Apparel &amp; Leather Manufacturing (315111 to 31619)</b>	
Hosiery, sock & other apparel knitting mills (31511-31519) Cut & sew apparel contractors (31521) Men's and boys' cut & sew apparel manufacturing (31522) Women's & girls' cut & sew apparel manufacturing (31524) Other cut & sew apparel manufacturing (31528) Apparel accessories & other apparel manufacturing (3159) Leather, footwear, & other leather product & hide tanning & finishing (3161-3169)	<b>=&gt; Metal Manufacturing (3311 to 33152)</b> Iron & steel mills & ferroalloy manufacturing (33111) Iron, steel pipe and tube from purchased steel (33121) Rolled steel shape manufacturing (331221) Steel wire drawing (331222) Alumina refining & primary aluminum production (331313) Aluminum sheet, plate, and foil manufacturing (331315) Other aluminum rolling, drawing and extruding (331318) Primary smelting & refining of copper (33141-33142) Nonferrous metal, except copper and aluminum, shaping (331491) Secondary processing of other nonferrous (331492) Ferrous metal foundries (33151) Nonferrous metal foundries (33152)
<b>=&gt; Lumber &amp; Wood Products (3211 to 321999)</b>	
Sawmills & planning mills (321113-321219) Millwork, plywood & structural members (32191-321999)	
<b>=&gt; Paper &amp; Allied Products (32211 to 32299)</b>	
Paper & paperboard mills (32212-32213) Paperboard containers & boxes (32221) Misc. paper products (32222-32299)	
<b>=&gt; Printing &amp; Publishing (32311 to 32312)</b>	
Printing & support activities (32311-32312)	
<b>=&gt; Petroleum &amp; Coal Products (32411 to 324199)</b>	
Asphalt paving & roofing materials (324121-324122) Misc. petroleum & coal products manufacturing (324191, 324199)	
<b>=&gt; Chemicals &amp; Allied Products (32511 to 32599)</b>	
Petrochemical manufacturing (32511) Industrial gas manufacturing (32512) Synthetic dye and pigment manufacturing (32513) Other basic inorganic chemical manufacturing (32518) Other basic organic chemical manufacturing (32519) Plastics material and resin manufacturing (325211) Synthetic rubber manufacturing (325212) Artificial and synthetic fibers and filaments manufacturing (32522) Nitrogenous fertilizer manufacturing (325311) Phosphatic fertilizer manufacturing (325312) Fertilizer, mixing only, manufacturing (325314) Pesticide & other agricultural chemical manufacturing (32532) Medicinal and botanical manufacturing (325411) Pharmaceutical preparation manufacturing (325412) In-vitro diagnostic substance manufacturing (325413) Biological product (except diagnostic) manufacturing (325414) Paint & coating manufacturing (32551) Adhesive manufacturing (32552) Soap and other detergent manufacturing (325611) Polish and other sanitation good manufacturing (325612) Surface active agent manufacturing (325613) Toilet preparation manufacturing (32562) Printing ink manufacturing (32591) Explosives manufacturing (32592) Custom compounding of purchased resins (325991) Photographic film and chemical manufacturing (325992) Other miscellaneous chemical product manufacturing (325998)	<b>=&gt; Fabricated Metal Products (332111 to 332999)</b> Iron and steel forging (332111) Nonferrous forging (332112) Custom roll forming (332114) Crown and closure manufacturing and metal stamping (332117-9) Cutlery, utensil, pot, and pan manufacturing (332215) Handtool manufacturing (332216) Prefabricated metal buildings and components (332311) Fabricated structural metal manufacturing (332312) Plate work manufacturing (332313) Metal window and door manufacturing (332321) Sheet metal work manufacturing (332322) Ornamental and architectural metal work manufacturing (332323) Power boiler and heat exchanger manufacturing (33241) Metal tank (heavy gauge) manufacturing (33242) Metal can, box, & other metal container manufacturing (332431-332439) Hardware manufacturing (3325) Spring & wire product manufacturing (3326) Machine shops (33271) Turned product & screw, nut, & bolt manufacturing (33272) Coating, engraving, heat treating & allied activities (332811 - 332813) Valve & fittings other than plumbing (332911-332919) Plumbing fixture fitting & trim manufacturing (332913) Ball & roller bearing manufacturing (332991) Ammunition manufacturing (332992-332993) Small arms, ordnance, & accessories manufacturing (332994) Fabricated pipe & pipe fitting manufacturing (332996) Other fabricated metal manufacturing (332999)

FISCAL IMPACTS MODEL SOUTHERN CALIFORNIA EDISON MULTIPLIER SUMMARY (cont.)	
<p><b>=&gt; Machinery Manufacturing (333111 to 333999)</b>                      Farm, lawn &amp; garden machinery &amp; equipment manufacturing (333111-333112)                      Construction machinery manufacturing (33312)                      Mining, oil, &amp; gas machinery &amp; equipment manufacturing (33313-33313)                      Food product machinery manufacturing (333241)                      Semiconductor machinery manufacturing (333242)                      All other industrial machinery manufacturing (333243-333249)                      Optical instrument, photographic &amp; photocopying equipment manufacturing (333314-333316)                      Other commercial service industry machinery manufacturing (333318)                      Air purification and ventilation equipment manufacturing (333413)                      Heating equipment (except warm air furnaces) manufacturing (333414)                      Air conditioning, refrigeration, and warm air heating equipment manufacturing (333415)                      Industrial mold manufacturing (333511)                      Special tool, die, jig, and fixture manufacturing (333514)                      Cutting tool and machine tool accessory manufacturing (333515)                      Machine tool manufacturing (333517)                      Rolling mill and other metalworking machinery manufacturing (333519)                      Turbine and turbine generator set units manufacturing (333611)                      Speed changer, industrial high-speed drive, and gear manufacturing (333612)                      Mechanical power transmission equipment manufacturing (333613)                      Other engine equipment manufacturing (333618)                      Pump and pumping equipment manufacturing (333911)                      Air and gas compressor manufacturing (333912)                      Measuring and dispensing pump manufacturing (333913)                      Elevator and moving stairway manufacturing (333921)                      Conveyor and conveying equipment manufacturing (333922)                      Overhead cranes, hoists, and monorail systems (333923)                      Industrial truck, trailer, and stacker manufacturing (333924)                      Power-driven handtool manufacturing (333991)                      Welding and soldering equipment manufacturing (333992)                      Packaging machinery manufacturing (333993)                      Industrial process furnace and oven manufacturing (333994)                      Fluid power cylinder and actuator manufacturing (333995)                      Fluid power pump and motor manufacturing (333996)                      Scales, balances, and miscellaneous general purpose machinery (333997-9)</p> <p><b>=&gt; Computer &amp; Electronic Equipment (334111 to 335999)</b>                      Electronic computer manufacturing (334111)                      Computer storage device manufacturing (334112)                      Computer terminals &amp; other computer peripheral equipment manufacturing (334118)                      Telephone apparatus manufacturing (33421)                      Broadcast, wireless &amp; other communications equipment manufacturing (33422, 33429)                      Audio &amp; video equipment manufacturing (3343)                      Bare printed circuit board manufacturing (334412)                      Semiconductor &amp; related device manufacturing (334413)                      Capacitor, resistor, coil, transformer, &amp; other indicator manufacturing (334416)                      Electronic connector manufacturing (334417)                      Printed circuit assembly (electronic assembly) manufacturing (334418)                      Other electronic component manufacturing (334419)                      Electromedical and electrotherapeutic apparatus manufacturing (334510)                      Search, detection, and navigation instruments manufacturing (334511)                      Automatic environmental control manufacturing (334512)                      Industrial process variable instruments manufacturing (334513)                      Totalizing fluid meter &amp; counting device manufacturing (334514)                      Electricity &amp; signal testing instruments manufacturing (334515)                      Analytical laboratory instrument manufacturing (334516)                      Irradiation apparatus manufacturing (334517)                      Watch, clock &amp; other measuring &amp; controlling device manufacturing (334519)                      Blank magnetic &amp; optical recording media manufacturing (334613)                      Software &amp; other prerecorded &amp; record reproducing (334614)                      Electric lamp bulb, lighting fixture &amp; parts Manufacturing (33511-33512)                      Small electrical appliance manufacturing (33521)                      Household appliance (cooking, refrigerator, &amp; laundry) manufacturing (335221-335228)                      Power, distribution, &amp; specialty transformer manufacturing (335311)                      Motor &amp; generator manufacturing (335312)                      All other misc. electrical equipment &amp; component manufacturing (335313-335999)</p> <p><b>=&gt; Transportation Equipment (33611 to 336999)</b>                      Automobile, truck, trailer &amp; parts manufacturing (3361-3363)                      Aircraft &amp; parts manufacturing (336411-336413)                      Guided missile &amp; space vehicle units &amp; parts manufacturing (336414-336419)                      Railroad rolling stock manufacturing (3365)                      Ship building &amp; repairing (336611)                      Boat building (336612)                      Motorcycle, bicycle, &amp; other parts manufacturing (336991)                      Military armored vehicle, tank, &amp; tank component manufacturing (336992)                      All other transportation equipment manufacturing (336999)</p>	<p><b>=&gt; Furniture &amp; Fixtures (33711 to 33792)</b>                      Wood kitchen cabinet and countertop manufacturing (33711)                      Upholstered household furniture manufacturing (337121)                      Nonupholstered wood household furniture manufacturing (337122)                      Other household nonupholstered furniture (337124-5)                      Institutional furniture manufacturing (337127)                      Wood office furniture manufacturing (337211)                      Custom architectural woodwork and millwork (337212)                      Office furniture, except wood, manufacturing (337214)                      Showcase, partition, shelving, and locker manufacturing (337215)                      Mattress manufacturing (33791)                      Blind and shade manufacturing (33792)</p> <p><b>=&gt; Miscellaneous Manufacturing (339112 to 339999)</b>                      Surgical &amp; medical instruments, appliances, supplies &amp; equipment manufacturing (339112-339116)                      All other miscellaneous manufacturing (33991-339999)</p> <p><b>AGRICULTURE, FORESTRY &amp; FISHING (NAICS 11111-115)</b>                      =====                      Crop farming (11111-111998)                      Livestock (11211-1129)                      Forestry &amp; logging (1131-1133)                      Fishing &amp; hunting (1141-1142)                      Support activities for agricultural services (115)</p> <p><b>MINING (NAICS 211 to 213115)</b>                      =====                      Oil &amp; gas extraction (211111-211112)                      Other non-metal mining (21231-21239)                      Mining support services (213111-213115)</p> <p><b>UTILITIES (NAICS 2211 to 2213)</b>                      =====                      Hydroelectric power generation (221111)                      Fossil fuel electric power generation (221112)                      Nuclear electric power generation (221113)                      Solar electric power generation (221114)                      Wind electric power generation (221115)                      Geothermal electric power generation (221116)                      Biomass electric power generation (221117)                      Tidal electric power generation (221118)                      Electric power transmission and distribution (22112)                      Natural gas distribution (2212)                      Water, sewage and other systems (2213)</p> <p><b>CONSTRUCTION (NAICS 23 to 234)</b>                      =====                      Construction of Health care structures (23)                      Construction of Manufacturing structures (23)                      Construction of Power and communication structures (23)                      Construction of Educational and vocational structures (23)                      Construction of Highways and streets (23)                      Construction of Commercial structures, including farm structures (23)                      Construction of Other nonresidential structures (23)                      Construction of Single-family residential structures (23)                      Construction of Multifamily residential structures (23)                      Construction of Other residential structures (23)                      Nonresidential maintenance and repair (23)                      Residential maintenance and repair (23)                      Maintenance and repair of highways, streets, bridges, and tunnels (23)</p> <p><b>WHOLESALE TRADE (NAICS 42)</b>                      =====                      Wholesale trade (42)</p> <p><b>RETAIL TRADE (441-454)</b>                      =====                      Retail - Motor vehicle &amp; parts dealers (441)                      Retail - Furniture &amp; home furnishings stores (442)                      Retail - Electronics &amp; appliance stores (443)                      Retail - Building material &amp; garden equipment stores (444)                      Retail - Food &amp; beverage stores (445)                      Retail - Health &amp; personal care stores (446)                      Retail - Gasoline stores (447)                      Retail - Clothing &amp; clothing accessories stores (448)                      Retail - Sporting goods, hobby, musical instruments &amp; book stores (441)                      Retail - General merchandise stores (452)                      Retail - Miscellaneous store retailers (453)                      Retail - Nonstore retailers (454)</p>



FISCAL IMPACTS MODEL SOUTHERN CALIFORNIA EDISON MULTIPLIER SUMMARY (cont.)	
<p><b>TRANSPORTATION (NAICS 481-493)</b> =====</p> <p>Air transportation (481)                      Rail transportation (482)                      Water transportation (483)                      Truck transportation (484)                      Transit &amp; ground passenger transportation (485)                      Pipeline transportation (486)                      Scenic &amp; sightseeing transportation &amp; support activities (487-488)                      Couriers &amp; messengers (492)                      Warehousing &amp; storage (493)</p> <p><b>INFORMATION (NAICS 51111 to 518)</b> =====</p> <p>Newspaper publishers (51111)                      Periodical publishers (51112)                      Book publishers (51113)                      Directory, mailing list, and other publishers (51114, 511199)                      Greeting card publishing (511191)                      Software publishers (5112)                      Motion picture and video industries (5121)                      Sound recording industries (5122)                      Radio, broadcasting, television, cable, &amp; other subscription programming (5151-5152)                      Telecommunications (517)                      Data Processing, hosting, &amp; related services (518)                      News syndicates, libraries, archives and all other information services (51911-2, 51919)                      Internet publishing and broadcasting and web search portals (51913)</p> <p><b>FINANCIAL ACTIVITIES (521-533)</b> =====</p> <p>Monetary authorities &amp; depository credit intermediation (5215221)                      Nondepository credit intermediation &amp; related activities (5222-5223)                      Securities, commodity contracts, investments, &amp; related activities (5231-5232, 5239)                      Insurance carriers, agencies, brokerages, &amp; related activities (5241-5242)                      Funds, trusts, &amp; other financial vehicles (525)                      Real estate (531)</p> <p><b>PROFESSIONAL AND BUSINESS SERVICES (NAICS 5411 to 562)</b> =====</p> <p>Legal services (5411)                      Accounting, tax preparation, bookkeeping, and payroll services (5412)                      Architectural, engineering, and related services (5413)                      Specialized design services (5414)                      Custom computer programming services (541511)                      Computer systems design services (541512)                      Other computer related services, including facilities management (54151A)                      Management consulting services (54161)                      Environmental and other technical consulting services (54162-9)                      Scientific research and development services (5417)                      Advertising, public relations, and related services (5418)                      Photographic services (54192)                      Veterinary services (54194)                      Marketing research and all other misc professional, scientific, &amp; tech svcs (54191-54199)                      Management of companies &amp; enterprises (55)</p>	<p><b>PROFESSIONAL AND BUSINESS SERVICES (NAICS 5411 to 562) cont.</b> =====</p> <p>Office administrative services (5611)                      Facilities support services (5612)                      Employment services (5613)                      Business support services (5614)                      Travel arrangement and reservation services (5615)                      Investigation and security services (5616)                      Services to buildings (54171-2, 54174-9)                      Landscape and horticultural services (56173)                      Other support services (5619)                      Waste management &amp; remediation services (562)</p> <p><b>EDUCATION AND HEALTH SERVICES (NAICS 6111 to 624)</b> =====</p> <p>Educational services (6111-6117)                      Ambulatory health care services (6211-6219)                      Hospitals (622)                      Nursing &amp; residential care (623)                      Social assistance (624)</p> <p><b>LEISURE AND HOSPITALITY SERVICES (NAICS 711 to 722515)</b> =====</p> <p>Performing arts &amp; spectator sports (711)                      Museums, historical sites, zoos, and parks (712)                      Amusement parks and arcades (7131)                      Gambling industries (except casino hotels) (7132)                      Other amusement and recreation industries (71391-3, 71399)                      Fitness and recreational sports centers (71394)                      Bowling centers (71395)                      Hotels and motels, including casino hotels (72111-2)                      Other accommodations (72119, 7212-3)                      Full-service restaurants (722511)                      Limited-service restaurants (722513)                      All other food and drinking places (7223-4, 722514-5)</p> <p><b>OTHER SERVICES (NAICS 8111 to 814)</b> =====</p> <p>Repair &amp; maintenance (8111-8114)                      Personal &amp; laundry services (8121-8219)                      Religious, grantmaking &amp; similar organizations (81311-81399)                      Private households (814)</p> <p><b>GOVERNMENT AND OTHER NON-NAICS</b> =====</p> <p>Postal service                      Federal utilities and other enterprises                      State utilities and other enterprises                      Local utilities and other enterprises                      Employment and payroll of state gov't, non-education                      Employment and payroll of state gov't, education                      Employment and payroll of local gov't, non-education                      Employment and payroll of local gov't, education                      Employment and payroll of federal gov't, non-military                      Employment and payroll of federal gov't, military</p>
<p>Source: Implan Group, LLC</p>	

---

### **3.0 Overview of Fiscal Impact Analysis**

---

Fiscal impact analysis determines the public revenues that are generated by a particular economic activity. The primary revenue sources (i.e. taxes and fees) of local, county, and state governments are determined in order to examine how an activity may affect the various jurisdictions. The fiscal impact analysis in this model does not include the impact on school or other special districts, unless otherwise specified.

Fiscal effects occur as a result of spending by workers directly or indirectly supported by the company. For instance, counties and cities benefit from the spending of employees on housing and retail goods and services. Examples of these types of fiscal impacts that will be generated include State income taxes paid on wages and sales taxes paid on retail goods.

The fiscal impact analysis is set up in a similar manner as the economic impact analysis (see Section 2.0 in this handbook). The SCE Economic & Fiscal Impacts Model calculates the impact of business retention and relocation during construction and during a five-year operations period.

#### **3.1 The Fiscal Impact of Businesses**

This portion of the model computes the fiscal impact of either an existing business (retention) or a new business (relocation). The model provides the fiscal impact during a construction period and during operations (if both are entered).

- (1) Fiscal impact of construction –The fiscal impact of construction includes the direct, indirect, induced and total impact of a new or existing company during the construction phase (typically six months to two years) in terms of sales taxes, income taxes, unemployment insurance, gas tax, property taxes and other State, county and local revenues.
- (2) Fiscal impact during operations – The fiscal impact during operations includes the direct, indirect, induced and total impacts of a new or existing company in terms of sales taxes, income taxes, unemployment insurance, gas taxes, property taxes and other State, county and local revenues supported by the operations of the company. The operational phase impacts are generally considered the long-term consequences of a company. The model allows the user to input up to five years of operating data and generates up to a five-year operational phase impact.

#### **3.2 Fiscal Impact Overview**

The primary revenue impacts are revenues generated directly by the company based on data supplied by the user. This information includes the industry, the direct jobs or wages, value of construction (if any), market value of the building, net corporate income, gross receipts, direct sales and purchases, and electricity purchased. Additional revenues generated by direct

employees and related indirect and induced jobs and supported residents are included in the secondary revenue impact results.

Following is a description of the applicable revenue sources of the various jurisdictions that will be collected.

- Sales Tax

The State of California charges a sales tax on retail goods and services. The sales tax rate for the State is currently 6.0% (as of 2017) This includes 3.6875% and 0.25% that go to the State's General Fund, 0.5% for public safety, 0.5% to fund local health and social services programs plus the 2011 state local recovery fund of 1.0625%. The city sales tax rate is currently 1.0% and the sales tax rate for counties is 0.25% for a total of 7.25% per sale. Additional local taxes are levied and included in the model where applicable.

Taxable sales result from the spending of direct, indirect and induced employees supported by the company. Based on data from the latest U.S. Consumer Expenditure Survey, the projected level of retail spending and resulting sales tax receipts is calculated.

State sales taxes will also be collected from other sources.

- i. **Construction materials purchased.** Sales taxes are collected on building materials. The model assumes that 65% of the value of construction is devoted to materials and the remaining 35% is devoted to labor. The model also allows the user to input the percent of the construction materials that will be purchased within the state, county or city limits.
- ii. **Local supplies and purchases.** A direct sales tax can be determined if the user inputs local supplies and purchases that are taxable.
- iii. **Direct sales.** Some companies (primarily retail establishments) will also charge a sales tax on the goods or services they sell.

- Income Tax

The State of California collects taxes on personal and corporate income. The personal income tax rate varies from 1.0% to 9.3% and is applied to the federally adjusted wages and earnings of direct, indirect and induced employment resulting from the operation of the company. The corporate income tax rate is 8.84% and is included in the model's tax revenue tables if the taxable net income is provided on the Data Inputs Worksheet. The model does not estimate the impact from corporate income tax unless net income is provided.

- Unemployment Insurance Tax

Unemployment insurance tax for employees is currently 3.4% on the first \$7,000 of earned income. This factor is applied to the projected wages and earnings of direct, indirect and induced employees involved in construction and/or supported by the company.

- Gas Tax

The State of California currently collects a gas tax of \$0.18 per gallon of gasoline. The tax revenue is calculated based on the average vehicle traveling 12,000 miles per year at 15 miles per gallon. These factors are applied to the projected direct, indirect and induced employee count supported by the company.
- Vehicle License Fees

Vehicle license fees are collected for registering and titling motor vehicles in the State of California. The average for the State is about \$206 per car. This factor is applied to the projected direct, indirect and induced employee count supported by the construction or operations of the company. Majority of the revenues from the VLF are distributed to the County Health and Welfare Fund (75%). The remaining collections are distributed to a new Local Law Enforcement Service Account to fund the law enforcement grants.
- Property Tax

Direct, indirect and induced employees supported by the company will pay county and city property taxes on homes they occupy. Property taxes vary by county and city. In addition, the company would pay property taxes for the building they own. The amount of property tax that is shared with the jurisdictions also varies by area within each city or county. Thus, the model allows the user to input the percent share on the inputs page.
- Business Tax

Local governments levy business taxes on companies. The businesses are generally categorized as either general office; professional office; retail; wholesale; manufacturing; personal service; commercial property or residential property. Each city has its own criteria for levying the tax within each business tax category. The tax will either be calculated based on a percent of gross receipts, number of employees, percent of payroll or based on a flat rate. The model estimates business taxes by allowing the user to input the type of business category on the Data Inputs Worksheet and, along with the city, the model chooses the corresponding formula. Cities that have business taxes that vary by gross receipts are estimated using the average tax per \$1,000,000 of gross receipts.
- Utility User Tax

Local governments levy utility user taxes on electric, telephone, cellular, gas and water usage. For residential revenues, the model estimates utility sales based on incomes and the corresponding level of spending from the Consumer Expenditure Survey. For commercial revenues from utility taxes, the model allows the user to input annual usage on the Data Inputs Worksheet.
- Franchise Fees

Franchise fees are levied on electricity sales. The tax ranges from 0% to 1.0% by city (with the exception of Long Beach, which has a franchise fee tax of 1.4% and Anaheim, which has a rate of 2.0%). The model estimates the collections based

on the value of electricity purchased by Southern California Edison customers only and must be entered on the Data Inputs Worksheet.

The above tax categories represent the largest sources of revenues that will be generated to city, county and state governments. All revenue estimates are in 2017 dollars and, thus, not inflated. The revenues are based on current tax rates in each of the cities, counties and State.

## 4.0 GETTING STARTED

### 4.1 System Requirements

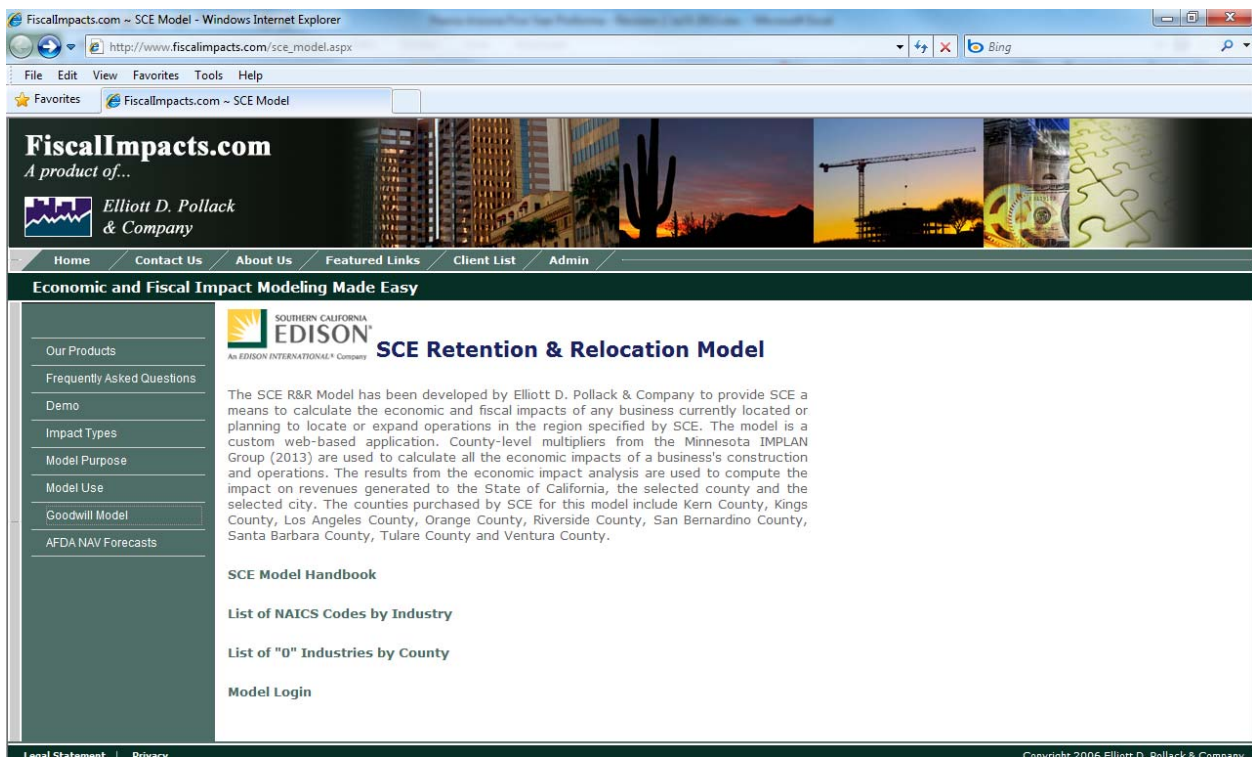
#### Minimum hardware requirements

Processor: 450 MhZ or faster

Memory: 128MB of memory or more

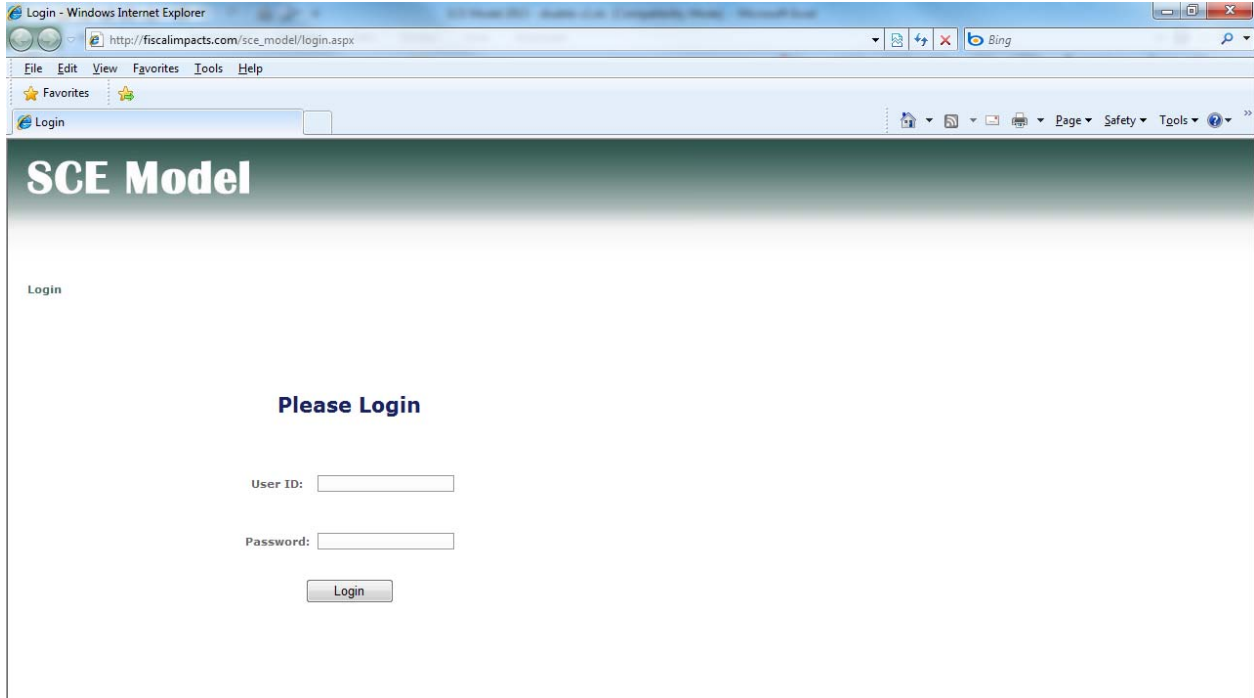
### 4.2 Model Access

Access to the model is found at [www.fiscalimpacts.com/sce\\_model.aspx](http://www.fiscalimpacts.com/sce_model.aspx). From this site the user has access to the SCE Model Handbook, lists of industries not available in each county, and lists of NAICS code classifications along with the model login.



### 4.3 Model Login

In order to maintain confidentiality, the SCE user must login. User ID and password will be provided to the client or can be recovered by emailing the request to [info@edpco.com](mailto:info@edpco.com).



## 5.0 Description of the Model

The SCE Economic & Fiscal Impacts Modes has been designed to be used by Southern California Edison employees. This section will describe the components of the model, the data inputs and results of the analysis.

### 5.1 Model Design

The SCE Economic & Fiscal Impacts Model is set up to be user friendly. After the user enters the data on the data inputs page and have selected “run model”, a table menu appears in order to view the output tables.

### 5.2 Data Inputs

The SCE Economic & Fiscal Impact Model allows for 20 line item inputs on the Data Inputs page. A description of each line item can be found in Table 2. Not all inputs need to be entered in order to calculate the company’s economic and fiscal impact (see footnotes at the bottom of Table 2).

**SCE Model**

Logout

**Economic & Business Development (E&BD)**  
**Economic Impact Analysis Model**  
 Data Inputs Worksheet

1. Project/Company Name

2. Street Address of Company

3. Company Industry

4. County

5. City

6. Business Tax Category

**CONFIDENTIAL**

	Year 1	Year 2	Year 3	Year 4	Year 5
<b>REQUIRED ENTRIES</b>					
7. Number of jobs created/retained*					
<b>OVERRIDING ENTRIES*</b>					
8. Total Payroll - annual					
9. Electricity Usage (kWh) - annual					
10. Electricity Demand (kW) - annual					
11. Electricity Bill (\$) - annual					
<b>OPTIONAL ENTRIES*</b>					
12. Construction Value (new or expansion)*					
13. % of Construction Materials Purchased in the City?					
County?					
State?					
13A. % of property tax collection shared with the City?					
County?					
14. Market value of building*					
15. Net income of facility - annual*					
16. Gross receipts generated by the facility - annual					
17. Taxable sales generated by the facility - annual					
18. Value of taxable local equipment & supply purchases					
19. Value of taxable natural gas purchased annually					



Table 2  
Explanation of Data Inputs

Line No.	Input Item	Command	Use
1	Project/Company Name	Enter the project company's name/title.	Will be provided on all output tables.
2	Street Address of Company	Enter the street address for the company, if applicable.	Will be provided on the title page.
3	Company Industry <sup>1</sup>	Select an industry from the drop down box.	Provides information on correct multipliers to run the model.
4	County <sup>1</sup>	Select a county from the drop down box.	Provides information on correct set of multipliers to run the economic impact.
5	City <sup>1</sup>	Select a city from the drop down box.	Provides information on the correct city to provide the fiscal impact on.
6	Business Tax Category <sup>1</sup>	Select a business tax category from the drop down box.	Provides information on which business tax category to run the local business taxes on.
7	Number of jobs created or retained <sup>2</sup>	Enter the number of jobs the company supports.	If the number does not change over the five years, the figure must still be entered in each year in order for the model to give a five year impact. At least one year must be entered for the model to run.
8	Total payroll <sup>2</sup>	Enter the total salary earnings the company supports.	If the figure does not change over the five years, the figure should still be entered in each year in order for the model to give a five year impact.
9	Electricity Usage (kWh)	Enter the usage (kWh) of electricity	Used to provide information on usage for electricity of the project.
10	Electricity Demand (kW)	Enter the demand (kW) of electricity	Used to provide information on demand of electricity of the project.
11	Electricity Sales	Enter the value of total electricity sales	Used to provide utility user fees and franchise fees.
12	Construction Value (new or expansion)	Enter the total dollar amount for the value of construction.	Used to calculate the impact of construction.
13	% of Construction Materials Purchased Locally	Enter the percent of construction materials purchases in the local market selected for the project.	Used to provide the value of direct construction sales tax revenues in the county or city.
13A.	% of property tax collection shared with the local governments.	Enter the estimated share of property taxes distributed to the City or County.	Used to provide the value of property taxes distributed to the City and County. If the user wants to include all districts (including school and other special districts) these values should total 100%.
14	Market value of building	Enter the market value of the company's occupied building.	Used to provide the fiscal impact of direct property taxes paid by the company for their building.
15	Net corporate income	Enter the company's annual corporate net income.	Used to provide the fiscal impact of corporate income tax.
16	Gross receipts generated by the company	Enter the annual gross receipts generated by the company.	Used to determine business taxes (if the city levies based on gross receipts).
17	Taxable sales generated by the company	Enter the taxable sales (if any) by the company over the five year operations period.	Direct sales tax revenues will be generated by this figure. It is important to only enter TAXABLE sales by the company.
18	Value of taxable local equipment & supply purchases	Enter the value of taxable purchases made annually.	Sales tax revenues will be generated by this figure. It is important to only enter TAXABLE sales. A fiscal impact is only generated for years the data is entered.
19	Value of natural gas purchased annually	Enter the value of natural gas purchased annually by the company.	Used to determine utility user taxes collected by the cities.
20	Value of telephone service purchased annually	Enter the value of telephone service purchased annually by the company.	Used to determine utility user taxes collected by the cities.
21	Value of water purchased annually	Enter the value of water purchased annually by the company.	Used to determine utility user taxes collected by the cities.
<sup>1</sup> All drop down boxes (industry type, county, city and business tax category) must be selected in order to run the model. <sup>2</sup> Either jobs or payroll are required to run the model.			

Once all inputs entered, the “Run Model” button must be selected in order for the table menu to appear. Reporting guidelines and tutorials are available in the appendix of this handbook.

### 5.3 Model Functions

#### Error Codes

The model is designed to provide the user with simple error codes if the inputs page has not been completed correctly. They appear at the top of the inputs page in bold red font once the user attempts to “run model”. An example of an error code is if the user has not selected an industry or input jobs in any given year box.

**Jobs are required for at least Year 1.**

1. Project/Company Name
2. Street Address of Company
3. Company Industry
4. County
5. City
6. Business Tax Category

**CONFIDENTIAL**

**REQUIRED ENTRIES**

7. Number of jobs created/retained?

**OVERRIDING ENTRIES**

8. Total Payroll - annual

	Year 1	Year 2	Year 3	Y
	\$0	\$0	\$0	

In addition, IMPLAN does not provide the multipliers for some industries at the county level. This is because there is not sufficient data (i.e. no existing employment in that industry) to create a multiplier for that area. Thus, if the user is attempting to run the model for a selected industry in a given county, an error code will appear. A list of industries not available by county can be found in the appendix of this handbook.

### **Economic & Business Development (E&BD) Economic Impact Analysis Model**

#### Data Inputs Worksheet

**There is currently no information on this industry in the location you selected. Please select either a similar industry in your desired location or use the 'Miscellaneous' category for that major industry (example: Miscellaneous Manufacturing).**

1. Project/Company Name
2. Street Address of Company
3. Company Industry
4. County

#### Run Model

The “Run Model” shortcut button is selected once the user has entered all data inputs and is ready to see the results tables.



#### Clear Values

The option to clear **all** values is also given on the inputs page. Each time the model opens, the values will be cleared automatically.



#### Saved Inputs Function

Each time the “Run Model” button is selected, the model automatically saves the inputs with the date and time of the model run. This allows the user to reload the data from a particular

company or model run in the future. To later recall these inputs, the user can go to the “Saved Inputs” drop down box and then select “Load” (see screen shot below).

The save inputs function can be managed in additional ways. The option to “rename” the inputs is available by using the drop down box to select the saved input the user wishes to change and select the “rename” button. A new box will appear to enter the new name and the user must select “save changes” at that point. The option to delete saved inputs is also available to reduce the number of inputs that are saved (again, the inputs are saved with a date and time stamp each time the user runs the model).

**SCE Model**

Handbook | List of NAICS Codes by Industry | List of '0' Industries by County | Logout | Log In As Another User

**Economic & Business Development (E&BD)**  
**Economic Impact Analysis Model**  
 Data Inputs Worksheet

Saved Inputs: Select... [Load] [Rename] [Delete]

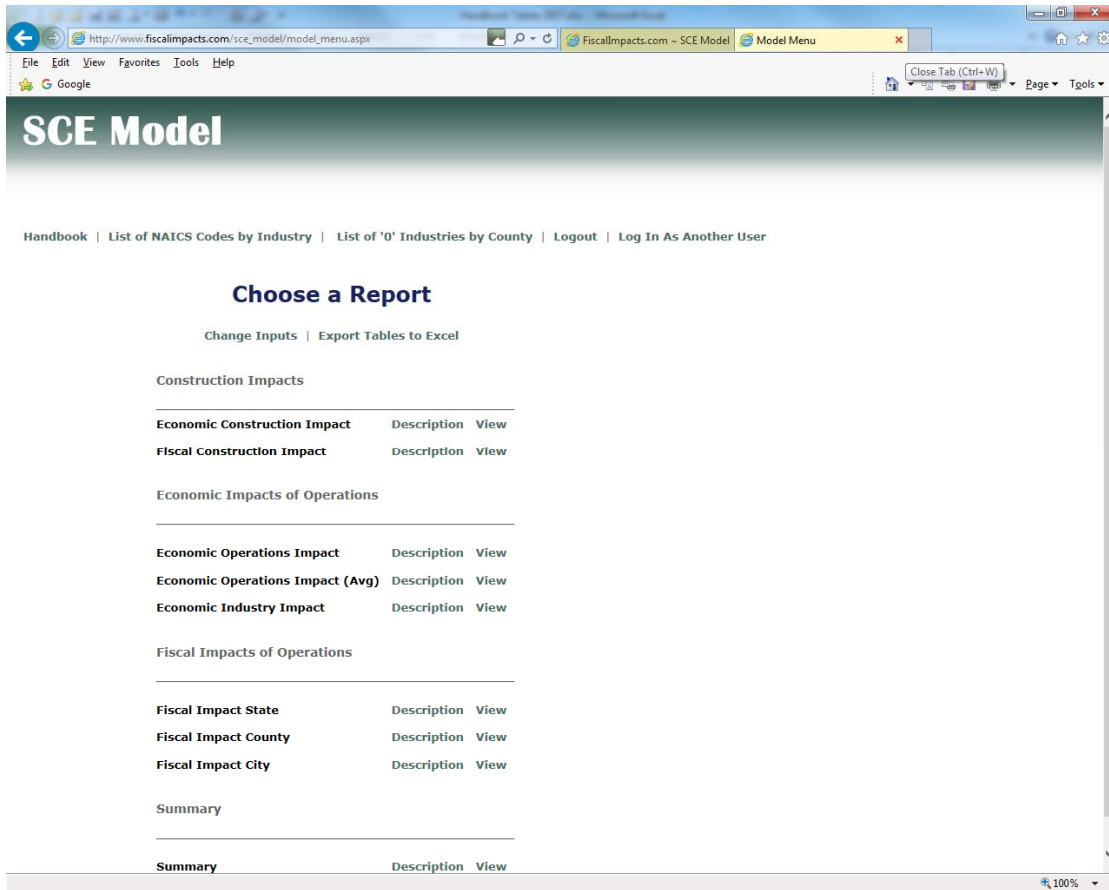
1. Project/Company Name: TEST  
 2. Street Address: 123 Main Street  
 3. Company: Beverage Manufacturing (31211-31214)  
 4. County: Kings County  
 5. City: Corcoran  
 6. Business Tax Category: Manufacturing

**CONFIDENTIAL**

	Year 1	Year 2	Year 3	Year 4	Year 5
<b>REQUIRED ENTRIES</b>					
7. Number of jobs created/retained*	200	200	200	300	350
<b>OVERRIDING ENTRIES*</b>					
8. Total Payroll - annual	\$0	\$0	\$0	\$0	\$0
9. Electricity Usage (kWh) - annual	0	0	0	0	0
10. Electricity Demand (kW) - annual	0	0	0	0	0
11. Electricity Bill (\$) - annual	\$0	\$0	\$0	\$0	\$0
<b>OPTIONAL ENTRIES*</b>					
12. Construction Value (new or expansion)*	\$10,000,000				
13. % of Construction Materials Purchased in the City?	25 %				
County?	50 %				
State?	100 %				
13A. % of property tax collection shared with the City?	12 %				
County?	20 %				
14. Market value of building*	\$0	\$0	\$0	\$0	\$0
15. Net income of facility - annual*	\$0	\$0	\$0	\$0	\$0
16. Gross receipts generated by the facility - annual	\$0	\$0	\$0	\$0	\$0
17. Taxable sales generated by the facility - annual	\$0	\$0	\$0	\$0	\$0
18. Value of taxable local equipment & supply purchases	\$0	\$0	\$0	\$0	\$0
19. Value of taxable natural gas purchased annually	\$0	\$0	\$0	\$0	\$0

## 5.4 Output Tables & Exporting

Once the “Run Model” button has been selected, the user then has the option to “Choose a Report” by selecting which table to view. When a button is pressed, the corresponding table will appear.

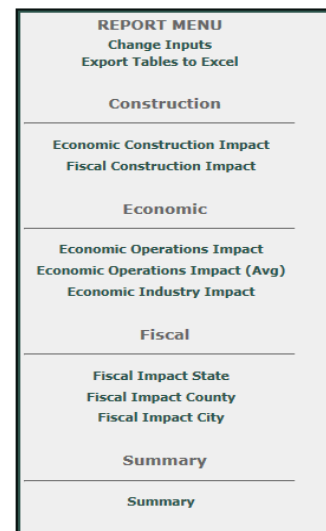


For a description of each table and its values, see Section 6.0 of this handbook.

### **Model Menu**

Once a table has been selected from the “Choose a Report” page, the Model Menu appears on the right hand side of the screen. From the model menu the user can select a different table to view without have to first return to the “Choose a Report” page. However, the user can return to the “Choose a Report” page by selecting “Return to Report Menu” at the top of the page.

In addition, the user can use the report menu to return to the inputs page by selecting “Change Inputs”.



### **Return to Inputs**

If the user needs to make any changes to the Inputs page once the user has selected to run the model, the menu of tables allows the user to return to the Data Inputs page by selecting the “Return to Inputs” button.

### **Print Function**

The user can choose to print the active table by using the print function available in their browser. The user will first make sure it is indeed the correct view and select print from the print preview screen within their browser. The Print dialog box will appear if the user decides to cancel the action, or needs to select a local printer (see below).

### **Export to Excel**

The “Export to Excel” button allows the user to have a copy of all the tables (in Excel format) be emailed.



The file will be emailed to the address provided in the popup dialog box that appears after selecting the “Export to Excel” function.



### **Logout**

To close the model, the user must select the “Logout” button. Once the user is logged out, all data entry will be lost unless the tables were exported to Excel and emailed using the “Export to Excel” function.

## 6.0 Description of Tables

### 6.1 Economic Impact of Construction

The economic impact of construction lists jobs, population, personal income and output generated during construction. This data is described by type of impact (direct, indirect and induced). The construction impact is only available for the impact on the region as a whole (in this case the selected county is the region).

The table will only be available if a value of construction is entered in the Data Inputs Worksheet. The impact given is for the entire construction period, typically six months to two years.

For a list of definitions associated with this table, see the glossary of this handbook.

SCE Model ~ Economic Impact of Construction - Windows Internet Explorer  
 http://www.fiscalimpacts.com/sce\_model/e\_construction.aspx

File Edit View Favorites Tools Help

SCE Model ~ Economic Impact of Construction

# SCE Model

Logout | Log In As Another User  
 Return to Report Menu | Change Inputs

## Economic Impact of Construction Los Angeles County

CONFIDENTIAL

Project/Company Name: ABC Manufacturing  
 Street Address:  
 Company Industry: Frozen Food Manufacturing (31141)  
 Run Date: 7/25/2013

Impact Type	Jobs	Population	Personal Income	Output
Direct	123	328	\$8,201,070	\$15,000,000
Indirect	18	49	\$1,408,155	\$3,406,065
Induced	50	134	\$2,677,515	\$7,013,340
<b>Total</b>	<b>191</b>	<b>511</b>	<b>\$12,286,740</b>	<b>\$25,419,405</b>

NOTES  
 1 The total may not equal the sum of the impacts due to rounding.  
 2 Zero values indicate no construction is anticipated in the respective year.  
 3 All dollar figures are in constant dollars. Inflation has not been included in these figures.

Source: Elliott D. Pollack & Company; IMPLAN.  
 Copyright: Elliott D. Pollack & Company 2001 - 2013  
 All Rights Reserved

## 6.2 Fiscal Impact of Construction

The Fiscal Impact of Construction estimates the direct, indirect and induced fiscal impact during construction for the State, selected county and selected city. This table will only be available if there is a value of construction entered on the Data Inputs Worksheet.

For a list of definitions associated with this table, see the glossary of this handbook.

The screenshot shows a web browser window with the URL [http://www.fiscalimpacts.com/sce\\_model/f\\_construction.aspx](http://www.fiscalimpacts.com/sce_model/f_construction.aspx). The page title is "SCE Model ~ Fiscal Impact of Construction". The main heading is "SCE Model". Below the heading, there are links for "Logout", "Log In As Another User", "Return to Report Menu", and "Change Inputs". The main content area is titled "Fiscal Impact of Construction During New Building Construction" and is marked as "CONFIDENTIAL". It displays project details: "Project/Company Name: ABC Manufacturing", "Street Address: 123 Main Street", "Company Industry: Frozen Food Manufacturing (31141)", and "Run Date: 7/25/2013".

**State of California**

Impact Type	Construction Sales Tax	Employee Spending Sales Tax	Personal Income Tax	Unemployment Insurance Tax	Gas Tax	Total Revenues
Direct Revenues	\$585,000	\$155,700	\$416,600	\$29,300	\$17,700	\$1,204,300
Indirect Revenues	N/A	\$25,500	\$79,500	\$4,400	\$2,700	\$112,100
Induced Revenues	N/A	\$55,600	\$102,100	\$12,000	\$7,300	\$177,000
<b>Total Revenues</b>	<b>\$585,000</b>	<b>\$236,800</b>	<b>\$598,200</b>	<b>\$45,700</b>	<b>\$27,700</b>	<b>\$1,493,400</b>

**Los Angeles County**

Impact Type	Construction Sales Tax	Employee Spending Sales Tax	Residents Property Tax	Vehicle License Fee	Total Revenues
Direct Revenues	\$85,300	\$45,400	\$71,100	\$35,100	\$236,900
Indirect Revenues	N/A	\$7,400	\$10,700	\$5,400	\$23,500
Induced Revenues	N/A	\$16,200	\$29,100	\$14,400	\$59,800
<b>Total Revenues</b>	<b>\$85,300</b>	<b>\$69,000</b>	<b>\$110,900</b>	<b>\$54,900</b>	<b>\$320,200</b>

**Los Angeles**

Impact Type	Construction Sales Tax	Employee Spending Sales Tax	Residents Property Tax	Residents Utility User Tax	Vehicle License Fee	Total Revenues
Direct Revenues	\$18,300	\$9,800	\$29,400	\$16,300	\$3,000	\$76,700
Indirect Revenues	N/A	\$1,200	\$3,400	\$2,000	\$300	\$6,900
Induced Revenues	N/A	\$2,700	\$9,300	\$4,700	\$1,200	\$17,900
<b>Total Revenues</b>	<b>\$18,300</b>	<b>\$13,700</b>	<b>\$42,100</b>	<b>\$23,000</b>	<b>\$4,500</b>	<b>\$101,500</b>

NOTES  
1 The total may not equal the sum of the impacts due to rounding.

### 6.3 Economic Impact of Operations

The Economic Impact of Operations lists jobs, population, personal income and output generated from day to day operations of the company during the five-year impact period. This data is described by type of impact (direct, indirect and induced). Economic impacts are based on IMPLAN multipliers and are regional in nature and, thus, provided for the county as a whole. This table is available both with the impact based on Implan-generated annual personal income and with the impact based on personal income entered on the data inputs worksheet. For a list of definitions associated with this table, see the glossary of this handbook.

Logout | [Log In As Another User](#)  
[Return to Report Menu](#) | [Change Inputs](#)

**Economic Impact of Operations**  
**Los Angeles County**

CONFIDENTIAL

BASED ON THE OVERRIDE OF WAGES / PERSONAL INCOME

Project/Company Name: ABC Manufacturing  
 Street Address: 123 Main Street  
 Company Industry: Frozen Food Manufacturing (31141)  
 Run Date: 7/25/2013

	Jobs	Population	Personal Income	Output
<b>Direct Impact</b>				
Year 1	100	267	\$6,218,000	\$35,133,000
Year 2	150	400	\$9,327,000	\$52,700,000
Year 3	200	533	\$12,436,000	\$70,266,000
Year 4	300	800	\$18,655,000	\$105,399,000
Year 5	400	1,066	\$24,873,000	\$140,533,000
<b>Indirect Impact</b>				
Year 1	58	154	\$4,327,000	\$11,393,000
Year 2	86	230	\$6,490,000	\$17,089,000
Year 3	115	307	\$8,653,000	\$22,785,000
Year 4	173	461	\$12,980,000	\$34,178,000
Year 5	231	615	\$17,307,000	\$45,571,000
<b>Induced Impact</b>				
Year 1	55	147	\$2,938,000	\$7,695,000
Year 2	83	221	\$4,407,000	\$11,543,000
Year 3	111	296	\$5,876,000	\$15,390,000
Year 4	166	442	\$8,814,000	\$23,085,000
Year 5	221	589	\$11,752,000	\$30,780,000
<b>Total Impact</b>				
Year 1	213	568	\$13,483,000	\$54,221,000
Year 2	319	851	\$20,224,000	\$81,332,000
Year 3	426	1,136	\$26,965,000	\$108,441,000



## 6.4 Fiscal Impact of Operations by Industry

This table provides an overview of the impacted jobs and output by major industry from the operations of the selected company. Economic impacts are based on the multipliers from the IMPLAN Group, LLC and are regional in nature and, thus, for the selected county. For a list of definitions associated with this table, see the glossary of this handbook.

Handbook | List of NAICS Codes by Industry | List of '0' Industries by County | Logout | Log In As Another User  
 Return to Report Menu | Change Inputs

**Economic Impact of Operations by Industry Detail**  
**Kings County**

CONFIDENTIAL

Project/Company Name: ABC Manufacturing  
 Street Address: 123 Main  
 Company Industry: Beverage Manufacturing (31211-31214)  
 Run Date: 5/8/2017

	Year 1	Year 2	Year 3	Year 4	Year 5
<b>Agriculture, Forestry &amp; Fishing (NAICS 11111 to 115)</b>	82.8	82.8	82.8	124.1	206.7
<b>Mining (NAICS 211 to 213115)</b>	2.4	2.4	2.4	3.6	6.0
<b>Utilities (NAICS 2211 to 2213)</b>	5.3	5.3	5.3	7.9	13.2
<b>Construction (NAICS 23 to 234)</b>	7.3	7.3	7.3	10.9	18.2
<b>Manufacturing (NAICS 311111 to 339999)</b>					
Food & Kindred Products (311111 to 31214)	243.0	243.0	243.0	364.5	607.5
Textile Mill Products (3131 to 31499)	0.0	0.0	0.0	0.0	0.0
Apparel & Leather Manufacturing (315111 to 31619)	0.0	0.0	0.0	0.0	0.0
Lumber & Wood Products (3211 to 321999)	0.0	0.0	0.0	0.0	0.0
Paper & Allied Products (32211 to 32299)	0.4	0.4	0.4	0.6	1.0
Printing & Publishing (32311 to 32312)	0.3	0.3	0.3	0.5	0.8
Petroleum & Coal Products (32411 to 324199)	0.0	0.0	0.0	0.0	0.0
Chemicals & Allied Products (32511 to 32599)	0.7	0.7	0.7	1.1	1.8

## 6.5 Fiscal Impact of Operations, State of California

This table provides the direct, indirect and induced fiscal impact on the State of California during operations. Fiscal impact analysis studies the public revenues associated with a particular economic activity. The revenue sources of local, county, and state governments (i.e. taxes) are analyzed to determine how an activity may affect the various jurisdictions. The revenue impact for each category is net of any shared revenues. For a description of the tax categories, see Section 3.2 of this handbook. For a list of definitions associated with this table, see the glossary of this handbook.

	Primary Revenues from Company			Secondary Revenues from Employees				Total Revenues
	Local Supplies Sales Tax	Direct Sales Tax	Corporate Income Tax	Employees Sales Tax	Personal Income Tax	Unemployment Insurance Tax	Gas Tax	
<b>Direct Revenues</b>								
Year 1	\$650	\$0	\$0	\$131,300	\$294,000	\$23,800	\$14,400	\$464,200
Year 2	\$975	\$0	\$0	\$197,000	\$441,000	\$35,700	\$21,600	\$696,200
Year 3	\$1,300	\$0	\$0	\$262,700	\$587,900	\$47,600	\$28,800	\$928,300
Year 4	\$1,950	\$0	\$0	\$394,000	\$881,900	\$71,400	\$43,200	\$1,392,500
Year 5	\$2,600	\$0	\$0	\$525,400	\$1,175,900	\$95,200	\$57,600	\$1,856,700
<b>Indirect Revenues</b>								
Year 1	N/A	N/A	N/A	\$85,400	\$244,100	\$13,700	\$8,300	\$351,500
Year 2	N/A	N/A	N/A	\$128,100	\$366,200	\$20,600	\$12,500	\$527,300
Year 3	N/A	N/A	N/A	\$170,800	\$488,200	\$27,400	\$16,600	\$703,100
Year 4	N/A	N/A	N/A	\$256,200	\$732,400	\$41,200	\$24,900	\$1,054,600
Year 5	N/A	N/A	N/A	\$341,600	\$976,500	\$54,900	\$33,200	\$1,406,200
<b>Induced Revenues</b>								
Year 1	N/A	N/A	N/A	\$66,100	\$112,000	\$13,200	\$8,000	\$199,200
Year 2	N/A	N/A	N/A	\$99,100	\$168,100	\$19,700	\$11,900	\$298,800
Year 3	N/A	N/A	N/A	\$132,200	\$224,100	\$26,300	\$15,900	\$398,400
Year 4	N/A	N/A	N/A	\$198,200	\$336,100	\$39,500	\$23,900	\$597,700
Year 5	N/A	N/A	N/A	\$264,300	\$448,200	\$52,600	\$31,800	\$796,900
<b>Total Revenues</b>								
Year 1	\$650	\$0	\$0	\$282,800	\$650,100	\$50,700	\$30,700	\$1,014,900
Year 2	\$975	\$0	\$0	\$424,200	\$975,300	\$76,000	\$46,000	\$1,522,300
Year 3	\$1,300	\$0	\$0	\$565,700	\$1,300,200	\$101,300	\$61,300	\$2,029,800
Year 4	\$1,950	\$0	\$0	\$848,400	\$1,950,400	\$152,100	\$92,000	\$3,044,800
Year 5	\$2,600	\$0	\$0	\$1,131,300	\$2,600,600	\$202,700	\$122,600	\$4,059,800

## 6.6 Fiscal Impact of Operations, Selected County

The Operations Revenue Impact Summary (County) table estimates the direct, indirect and induced fiscal impact on the selected County during operations. Fiscal impact analysis studies the public revenues associated with a particular economic activity. The revenue sources of local, county, and state governments (i.e. taxes) are analyzed to determine how an activity may affect the various jurisdictions.

The revenue impact for each category is net of any shared revenues. For a description of the tax categories, see Section 3.2 of this handbook. For a list of definitions associated with this table, see the glossary of this handbook.

	Primary Revenues from Company			Secondary Revenues from Employees			Total Revenues
	Local Purchases Sales Tax	Direct Sales Tax	Building Property Tax	Employees Sales Tax	Residents Property Tax	Vehicle License Fees	
<b>Direct Impact</b>							
Year 1	\$200	\$0	\$19,200	\$35,400	\$57,800	\$9,600	\$122,100
Year 2	\$300	\$0	\$19,200	\$53,000	\$86,700	\$14,300	\$173,600
Year 3	\$400	\$0	\$19,200	\$70,700	\$115,600	\$19,100	\$225,000
Year 4	\$500	\$0	\$19,200	\$106,100	\$173,500	\$28,700	\$327,900
Year 5	\$700	\$0	\$19,200	\$141,400	\$231,300	\$38,200	\$430,900
<b>Indirect Impact</b>							
Year 1	N/A	N/A	N/A	\$23,000	\$33,300	\$5,500	\$61,800
Year 2	N/A	N/A	N/A	\$34,500	\$50,000	\$8,300	\$92,800
Year 3	N/A	N/A	N/A	\$46,000	\$66,700	\$11,000	\$123,700
Year 4	N/A	N/A	N/A	\$69,000	\$100,000	\$16,500	\$185,500
Year 5	N/A	N/A	N/A	\$92,000	\$133,300	\$22,000	\$247,300
<b>Induced Impact</b>							
Year 1	N/A	N/A	N/A	\$17,800	\$32,000	\$5,300	\$55,000
Year 2	N/A	N/A	N/A	\$26,700	\$47,900	\$7,900	\$82,500
Year 3	N/A	N/A	N/A	\$35,600	\$63,900	\$10,600	\$110,000
Year 4	N/A	N/A	N/A	\$53,400	\$95,900	\$15,800	\$165,100
Year 5	N/A	N/A	N/A	\$71,200	\$127,800	\$21,100	\$220,100
<b>Total</b>							
Year 1	\$200	\$0	\$19,200	\$76,200	\$123,100	\$20,400	\$238,900
Year 2	\$300	\$0	\$19,200	\$114,200	\$184,600	\$30,500	\$348,900
Year 3	\$400	\$0	\$19,200	\$152,300	\$246,200	\$40,700	\$458,700
Year 4	\$500	\$0	\$19,200	\$228,500	\$369,400	\$61,000	\$678,500
Year 5	\$700	\$0	\$19,200	\$304,600	\$492,400	\$81,300	\$898,300

## 6.7 Fiscal Impact of Operations, Selected City

This table estimates the direct, indirect and induced fiscal impact on the selected City during operations. Fiscal impact analysis studies the public revenues associated with a particular economic activity. The primary revenue sources of local, county, and state governments (i.e. taxes) are analyzed to determine how an activity may affect the various jurisdictions.

For a description of the tax categories, see Section 3.2 of this handbook. For a list of definitions associated with this table, see the glossary of this handbook.

	Primary Revenues from Company						Secondary Revenues from Employees				Total Revenues
	Business Tax	Local Purchases Sales Tax	Direct Sales Tax	Building Property Tax	Commercial Utility User	SCE Franchise Fees	Employee Sales Tax	Residents Property Tax	Vehicle License Tax	Resident Utility User	
<b>Direct Impact</b>											
Year 1	\$0	\$0	\$0	\$0	\$0	\$0	\$83,300	\$7,300	\$10	\$0	\$90,610
Year 2	\$0	\$0	\$0	\$0	\$0	\$0	\$83,300	\$7,300	\$10	\$0	\$90,610
Year 3	\$0	\$0	\$0	\$0	\$0	\$0	\$83,300	\$7,300	\$10	\$0	\$90,610
Year 4	\$0	\$0	\$0	\$0	\$0	\$0	\$125,000	\$11,000	\$10	\$0	\$136,010
Year 5	\$0	\$0	\$0	\$0	\$0	\$0	\$208,400	\$18,300	\$20	\$0	\$226,720
<b>Indirect Impact</b>											
Year 1	N/A	N/A	N/A	N/A	N/A	N/A	\$1,800	\$1,200	\$0	\$0	\$3,000
Year 2	N/A	N/A	N/A	N/A	N/A	N/A	\$1,800	\$1,200	\$0	\$0	\$3,000
Year 3	N/A	N/A	N/A	N/A	N/A	N/A	\$1,800	\$1,200	\$0	\$0	\$3,000
Year 4	N/A	N/A	N/A	N/A	N/A	N/A	\$2,700	\$1,800	\$0	\$0	\$4,500
Year 5	N/A	N/A	N/A	N/A	N/A	N/A	\$4,500	\$3,000	\$10	\$0	\$7,510
<b>Induced Impact</b>											
Year 1	N/A	N/A	N/A	N/A	N/A	N/A	\$13,300	\$11,000	\$30	\$0	\$24,330
Year 2	N/A	N/A	N/A	N/A	N/A	N/A	\$13,300	\$11,000	\$30	\$0	\$24,330
Year 3	N/A	N/A	N/A	N/A	N/A	N/A	\$13,300	\$11,000	\$30	\$0	\$24,330
Year 4	N/A	N/A	N/A	N/A	N/A	N/A	\$20,000	\$16,500	\$40	\$0	\$36,540
Year 5	N/A	N/A	N/A	N/A	N/A	N/A	\$33,300	\$27,500	\$70	\$0	\$60,870
<b>Total</b>											
Year 1	\$0	\$0	\$0	\$0	\$0	\$0	\$98,400	\$19,500	\$40	\$0	\$117,940
Year 2	\$0	\$0	\$0	\$0	\$0	\$0	\$98,400	\$19,500	\$40	\$0	\$117,940
Year 3	\$0	\$0	\$0	\$0	\$0	\$0	\$98,400	\$19,500	\$40	\$0	\$117,940
Year 4	\$0	\$0	\$0	\$0	\$0	\$0	\$147,700	\$29,300	\$50	\$0	\$177,050
Year 5	\$0	\$0	\$0	\$0	\$0	\$0	\$246,200	\$48,800	\$100	\$0	\$295,100

## 6.8 Summary Table

This table provides a summary of the results listed in all prior tables. The impacts are included for year 1 as well as for year 5.

### Summary Results ABC Manufacturing Economic & Fiscal Impact Corcoran 2017

CONFIDENTIAL

Selected Multiplier: Beverage Manufacturing (31211-31214)

Resulting Job Multiplier: 4.580000000

	First Year Program Impact	Five Year Cumulative Impact	Fifth Year & Prospective Annual Impact
<b>Facility Operations</b>			
<b>Economic Impact</b>			
Annual Jobs	916	N/A	2,288
Annual Population	2,617	N/A	6,540
Annual Personal Income (\$000)	\$256,145.0	\$1,793,013.0	\$640,361.0
Annual Output (\$000)	\$376,884.0	\$2,638,186.0	\$942,208.0
<b>Fiscal Impact</b>			
State Taxes & Fees (\$000)	\$18,752.9	\$131,270.5	\$46,882.4
County Taxes & Fees (\$000)	\$325.7	\$2,279.6	\$814.1
City Taxes and Fees (\$000)	\$117.9	\$826.0	\$295.1
Total Construction Impact			
<b>New Construction</b>			
<b>Economic Impact</b>			
Total Jobs	85		
Total Population	243		
Total Personal Income (\$000)	\$4,650.0		
Total Output (\$000)	\$12,184.3		
<b>Fiscal Impact</b>			
State Taxes & Fees (\$000)	\$704.7		
County Taxes & Fees (\$000)	\$45.5		
City Taxes & Fees (\$000)	\$21.7		

---

## **7.0 Glossary of Terms**

---

### **Southern California Edison Economic & Fiscal Impact Model Glossary of Terms**

**Business Tax** Local governments levy business taxes on companies. The businesses are generally categorized as either general office; professional office; retail; wholesale; manufacturing; personal service; commercial property or residential property. Each city has its own criteria for levying the tax within each business tax category. The tax will either be calculated based on a percent of gross receipts, number of employees, percent of payroll or based on a flat rate. The model estimates business taxes by allowing the user to input the type of business category on the Data Inputs Worksheet and, along with the city, the model chooses the corresponding formula.

**Construction Cost** The cost of construction associated with building a new location for relocation or retention is entered in the Data Inputs Worksheet. This information is used to calculate the economic and fiscal impact of construction. If no construction value is entered, the output tables will generate \$0 values and the tables will be hidden.

**Construction Impact** Determines the output, jobs, payroll, population supported and the fiscal impact of the construction phase of any new building planned by the company. Construction phase impacts are generally short-term effects related to onsite and offsite construction employment and other industries that support the construction.

**Corporate Net Taxable Income** The State's corporate income tax rate is 8.84% and is included in tax revenues if the taxable net income is provided on the Data Inputs Worksheet. The model does not estimate the impact from corporate income tax unless net income is provided.

**County** In the case of this model, County refers to the selected County available in the drop down box on the Data Inputs Worksheet (Kern, Los Angeles, Orange, Riverside, San Bernardino, Santa Barbara, Tulare, and Ventura).

**Data Inputs Worksheet** The first page of the model which allows the user to input the necessary data to calculate the output tables. The model allows for 20 line item inputs on the Data Inputs Worksheet. Not all inputs need to be entered in order to calculate the company's economic and fiscal impact.

**Direct Impact** Direct consists of permanent jobs, wages and output of the project company itself or during construction.

**Economic Impact** Examines the economic implications of an activity in terms of sales or output, earnings, and employment. The different types of economic impacts are known as direct, indirect, and induced, according to the manner in which the impacts are generated.

**Fiscal Impact** Fiscal impact analysis studies the public revenues associated with a particular economic activity. The primary revenue sources of local, county, and state governments (i.e. taxes) are analyzed to determine how an activity may affect the various jurisdictions.

**Franchise Fees** Franchise fees are levied on electricity sales. The tax ranges from 0% to 1.0% by city (with the exception of Long Beach and Anaheim, which have franchise fees of 1.4% and 2.0%). The model estimates the collections based on the value of electricity purchased entered on the Data Inputs Worksheet.

**Gas Tax** The State of California collects a motor vehicle fuel tax of \$0.18 per gallon. The tax revenue is calculated based on a vehicle traveling 12,000 miles per year at 15 miles per gallon. These factors are applied to the projected direct, indirect and induced employee count supported by the company.

**IMPLAN** The IMPLAN Group, LLC developed the multipliers used in this model. The multipliers were released in 2015 and are based on 2013 output. The IMPLAN multipliers are used to estimate the impacts of project expenditures on a region (gross receipt or sales), earnings (the sum of wages and salaries, proprietors income, and other labor income), and employment (number of jobs). The model uses eight separate sets of the IMPLAN multipliers. One set for each of the counties (Kern, Los Angeles, Orange, Riverside, San Bernardino, Santa Barbara, Tulare, and Ventura).

**Income Tax** The State of California collects taxes on personal income. The tax varies by income level from 1.0% to 9.3% and is applied to the wages and earnings of direct, indirect and induced employment resulting from the operations, construction or tourism.

**Indirect Impact** The jobs, wages and output created by businesses that provide goods and services essential to the construction of the project or to the company. Also referred to as “supplier” impacts. These businesses range from manufacturers (who make goods) to wholesalers (who deliver goods) to janitorial firms who clean the buildings.

**Induced Impact** The spending of the wages and salaries of the direct and indirect employees on items such as food, housing, transportation and medical services creates induced employment in all sectors of the economy. Also commonly referred to as “consumer” impacts.

**Industry** An industry refers to the company’s main operations sector. A list of the industry breakdown by the IMPLAN Group, LLC can be found on pages 4 through 6 of the handbook.

**Jobs** Jobs, or employment, refers to total wage and salary and self employed jobs in a region. Jobs include both part time and full time workers.

**Operations Impact** Determines the output, jobs, payroll and population supported by the operations of the company as well as the fiscal impact. The operational phase impacts are generally considered the long-term consequences of a company. The model allows the user to input five years of impact data and, thus, generates a five-year operational phase impact.

**Output** Output, also referred to as sales or economic activity, relates to the gross receipts for goods or services generated by the company’s operations.

**Payroll** Total payroll can be entered in the Data Inputs Worksheet. The estimated payroll overrides the direct payroll that the model would generate through the multipliers and automatically provides the user’s payroll input as personal income in the economic impact tables.

**Personal Income** Personal income, or earnings/wages, refers to the total wage and salary payments as well as benefits including health and life insurance, retirement payments and any other non-cash compensation.

**Population** The model estimates the population supported by the direct, indirect and induced jobs based on historical relationships of jobs and population.

**Property Taxes** Direct, indirect and induced employees supported by the construction or operations will pay county and city property taxes on homes they occupy. An estimate of where employees reside is based on work/live relationships from the U.S. Census.

**Sales Tax** Taxable sales result from the spending by direct, indirect and induced employees supported by the construction or operations. Based on data from the U.S. Consumer Expenditure Survey, the projected extent of retail spending and resulting sales tax receipts was calculated.

**SCE** Southern California Edison.

**Taxable sales** Any sales receipts (goods or services) by the company that a sales tax is imposed.

**Total Impact** Total impacts are a sum of the direct, indirect and induced impacts (whether economic or fiscal), but may not always be exact due to rounding.

**Total Revenues** A sum of all estimated revenues (direct, indirect and induced). The total may not be an exact sum due to rounding.

**Unemployment Tax** Unemployment insurance tax for employees is 3.4% on the first \$7,000 of earned income. This factor is applied to the projected wages and earnings of direct, indirect and induced employees involved in construction and/or supported by the company.

**Utility User Taxes** Local governments levy utility user taxes on electric, telephone, cellular, gas and water usage. For residential revenues, the model estimates utility sales based on incomes and data from the Consumer Expenditure Survey. For commercial revenues from utility taxes, the model allows the user to input annual usage on the Data Inputs Worksheet.

**Vehicle License Fees** Vehicle license fees are collected for registering and titling motor vehicles in the State of California. The average for the State is about \$217 per car. This factor is applied to the projected direct, indirect and induced employee count supported by the construction or operations of the company. Majority of the revenues from the VLF are distributed to the County Health and Welfare Fund (75%). The remaining collections are distributed to a new Local Law Enforcement Service Account to fund the law enforcement grants.



# APPENDIX

## Implan Multipliers: Industries Not Available by County

**Table A1: Industries not Available by County**

Los Angeles County	Kern County (continued)
Hydroelectric power generation (221111)	Packaging machinery manufacturing (333993)
Geothermal electric power generation (221116)	Industrial process furnace and oven manufacturing (333994)
Phosphatic fertilizer manufacturing (325312)	Fluid power cylinder and actuator manufacturing (333995)
Explosives manufacturing (32592)	Fluid power pump and motor manufacturing (333996)
State utilities and other enterprises	Computer storage device manufacturing (334112)
Kern County	Computer terminals & other computer peripheral equipment manufacturing (334118)
Nuclear electric power generation (221113)	Audio & video equipment manufacturing (3343)
Geothermal electric power generation (221116)	Bare printed circuit board manufacturing (334412)
Biomass electric power generation (221117)	Semiconductor & related device manufacturing (334413)
Tidal electric power generation (221118)	Capacitor, resistor, coil, transformer, & other indicator manufacturing (334418)
Coffee & tea manufacturing (31192)	Electronic connector manufacturing (334417)
Fiber, yarn, & thread mills (3131)	Printed circuit assembly (electronic assembly) manufacturing (334418)
Broad woven fabric mills (31321)	Electromedical and electrotherapeutic apparatus manufacturing (334510)
Narrow fabric mills & machine embroidery (31322)	Automatic environmental control manufacturing (334512)
Nonwoven fabric mills (31323)	Totalizing fluid meter & counting device manufacturing (334514)
Knit fabric mills (31324)	Electricity & signal testing instruments manufacturing (334515)
Textile & fabric finishing mills (31331)	Irradiation apparatus manufacturing (334517)
Curtain & linen mills (31412)	Watch, clock & other measuring & controlling device manufacturing (334519)
Hosiery, sock & other apparel knitting mills (31511-31519)	Blank magnetic & optical recording media manufacturing (334613)
Women's & girls' cut & sew apparel manufacturing (31524)	Software & other prerecorded & record reproducing (334614)
Other cut & sew apparel manufacturing (31528)	Electric lamp bulb, lighting fixture & parts Manufacturing (33511-33512)
Apparel accessories & other apparel manufacturing (3159)	Household appliance (cooking, refrigerator, & laundry) manufacturing (335221-335228)
Paper & paperboard mills (32212-32213)	Motor & generator manufacturing (335312)
Industrial gas manufacturing (32512)	All other misc. electrical equipment & component manufacturing (335313-335999)
Synthetic dye and pigment manufacturing (32513)	Railroad rolling stock manufacturing (3365)
Plastics material and resin manufacturing (325211)	Ship building & repairing (336611)
Synthetic rubber manufacturing (325212)	Boat building (336612)
Artificial and synthetic fibers and filaments manufacturing (32522)	Motorcycle, bicycle, & other parts manufacturing (336991)
Phosphatic fertilizer manufacturing (325312)	Military armored vehicle, tank, & tank component manufacturing (336992)
Medicinal and botanical manufacturing (325411)	Upholstered household furniture manufacturing (337121)
Pharmaceutical preparation manufacturing (325412)	Institutional furniture manufacturing (337127)
In-vitro diagnostic substance manufacturing (325413)	Wood office furniture manufacturing (337211)
Biological product (except diagnostic) manufacturing (325414)	Office furniture, except wood, manufacturing (337214)
Soap and other detergent manufacturing (325611)	Mattress manufacturing (33791)
Polish and other sanitation good manufacturing (325612)	Greeting card publishing (511191)
Toilet preparation manufacturing (32562)	Sound recording industries (5122)
Printing ink manufacturing (32591)	State utilities and other enterprises
Explosives manufacturing (32592)	
Custom compounding of purchased resins (325991)	Kings County
Photographic film and chemical manufacturing (325992)	Hydroelectric power generation (221111)
Plastics packaging materials and unlaminated film and sheet manufacturing (32611)	Fossil fuel electric power generation (221112)
Tire manufacturing (32621)	Nuclear electric power generation (221113)
Pottery, ceramics, & plumbing fixture manufacturing (32711)	Solar electric power generation (221114)
Brick, tile, & other structural clay product manufacturing (32712)	Wind electric power generation (221115)
Flat glass manufacturing (327211)	Geothermal electric power generation (221116)
Other pressed & blown glass & glassware manufacturing (327212)	Biomass electric power generation (221117)
Glass container manufacturing (327213)	Tidal electric power generation (221118)
Glass product manufacturing made of purchased glass (327215)	Electric power transmission and distribution (22112)
Concrete pipe manufacturing (327332)	Frozen food product manufacturing (31141-31142)
Lime manufacturing (32741)	Coffee & tea manufacturing (31192)
Abrasive product manufacturing (32791)	Fiber, yarn, & thread mills (3131)
Ground or treated mineral and earth manufacturing (327992)	Broad woven fabric mills (31321)
Miscellaneous nonmetallic mineral products (327999)	Narrow fabric mills & machine embroidery (31322)
Iron, steel pipe and tube from purchased steel (33121)	Nonwoven fabric mills (31323)
Rolled steel shape manufacturing (331221)	Knit fabric mills (31324)
Steel wire drawing (331222)	Textile & fabric finishing mills (31331)
Alumina refining & primary aluminum smelting and production (331313-4)	Fabric coating mills (31332)
Aluminum sheet, plate, and foil manufacturing (331315)	Carpet & rug mills (31411)
Nonferrous metal, except copper and aluminum, shaping (331491)	Curtain & linen mills (31412)
Ferrous metal foundries (33151)	Hosiery, sock & other apparel knitting mills (31511-31519)
Iron and steel forging (33211)	Men's and boys' cut & sew apparel manufacturing (31522)
Nonferrous forging (332112)	Women's & girls' cut & sew apparel manufacturing (31524)
Custom roll forming (332114)	Other cut & sew apparel manufacturing (31528)
Cutlery, utensil, pot, and pan manufacturing (332215)	Apparel accessories & other apparel manufacturing (3159)
Prefabricated metal buildings and components (332311)	Leather, footwear, & other leather product & hide tanning & finishing (3161-3169)
Power boiler and heat exchanger manufacturing (33241)	Milwork, plywood & structural members (32191-321999)
Metal can, box, & other metal container manufacturing (332431-332439)	Paper & paperboard mills (32212-32213)
Hardware manufacturing (3325)	Paperboard containers & boxes (32221)
Plumbing fixture fitting & trim manufacturing (332913)	Asphalt paving & roofing materials (324121-324122)
Ammunition manufacturing (332992-332993)	Misc. petroleum & coal products manufacturing (324191, 324199)
Construction machinery manufacturing (33312)	Petrochemical manufacturing (32511)
Food product machinery manufacturing (333241)	Industrial gas manufacturing (32512)
Semiconductor machinery manufacturing (333242)	Synthetic dye and pigment manufacturing (32513)
Optical instrument, photographic & photocopying equipment manufacturing (333314-333315)	Other basic inorganic chemical manufacturing (32518)
Air purification and ventilation equipment manufacturing (333413)	Other basic organic chemical manufacturing (32519)
Heating equipment (except warm air furnaces) manufacturing (333414)	Plastics material and resin manufacturing (325211)
Air conditioning, refrigeration, and warm air heating equipment manufacturing (333415)	Synthetic rubber manufacturing (325212)
Industrial mold manufacturing (333511)	Artificial and synthetic fibers and filaments manufacturing (32522)
Special tool, die, jig, and fixture manufacturing (333514)	Phosphatic fertilizer manufacturing (325312)
Rolling mill and other metalworking machinery manufacturing (333519)	Fertilizer, mixing only, manufacturing (325314)
Mechanical power transmission equipment manufacturing (333613)	Pharmaceutical preparation manufacturing (325412)
Other engine equipment manufacturing (333618)	In-vitro diagnostic substance manufacturing (325413)
Air and gas compressor manufacturing (333912)	Biological product (except diagnostic) manufacturing (325414)
Measuring and dispensing pump manufacturing (333913)	Paint & coating manufacturing (32551)
Elevator and moving stairway manufacturing (333921)	Adhesive manufacturing (32552)
Overhead cranes, hoists, and monorail systems (333923)	Polish and other sanitation good manufacturing (325612)
Power-driven handtool manufacturing (333991)	Surface active agent manufacturing (325613)

**Table A1: Industries not Available by County (continued)**

**Kings County (continued)**

Toilet preparation manufacturing (32562)  
 Printing ink manufacturing (32591)  
 Explosives manufacturing (32592)  
 Custom compounding of purchased resins (325991)  
 Photographic film and chemical manufacturing (325992)  
 Other miscellaneous chemical product manufacturing (325998)  
 Plastics packaging materials and unlaminated film and sheet manufacturing (32611)  
 Unlaminated plastics profile shape manufacturing (326121)  
 Rubber & plastics hoses & belting manufacturing (32622)  
 Pottery, ceramics, & plumbing fixture manufacturing (32711)  
 Brick, tile, & other structural clay product manufacturing (32712)  
 Flat glass manufacturing (327211)  
 Other pressed & blown glass & glassware manufacturing (327212)  
 Glass container manufacturing (327213)  
 Glass product manufacturing made of purchased glass (327215)  
 Concrete block and brick manufacturing (327331)  
 Concrete pipe manufacturing (327332)  
 Other concrete product manufacturing (32739)  
 Lime manufacturing (32741)  
 Gypsum product manufacturing (32742)  
 Abrasive product manufacturing (32791)  
 Ground or treated mineral and earth manufacturing (327992)  
 Mineral wool manufacturing (327993)  
 Miscellaneous nonmetallic mineral products (327999)  
 Iron, steel pipe and tube from purchased steel (33121)  
 Steel wire drawing (331222)  
 Alumina refining & primary aluminum smelting and production (331313-4)  
 Aluminum sheet, plate, and foil manufacturing (331315)  
 Other aluminum rolling, drawing and extruding (331318)  
 Primary smelting & refining of copper (33141-33142)  
 Nonferrous metal, except copper and aluminum, shaping (331491)  
 Secondary processing of other nonferrous (331492)  
 Nonferrous metal foundries (33152)  
 Iron and steel forging (332111)  
 Nonferrous forging (332112)  
 Custom roll forming (332114)  
 Crown and closure manufacturing and metal stamping (332117-9)  
 Cutlery, utensil, pot, and pan manufacturing (332215)  
 Handtool manufacturing (332216)  
 Fabricated structural metal manufacturing (332312)  
 Plate work manufacturing (332313)  
 Metal window and door manufacturing (332321)  
 Ornamental and architectural metal work manufacturing (332323)  
 Power boiler and heat exchanger manufacturing (33241)  
 Metal tank (heavy gauge) manufacturing (33242)  
 Metal can, box, & other metal container manufacturing (332431-332439)  
 Hardware manufacturing (3325)  
 Spring & wire product manufacturing (3326)  
 Turned product & screw, nut, & bolt manufacturing (33272)  
 Valve & fittings other than plumbing (332911-332919)  
 Plumbing fixture fitting & trim manufacturing (332913)  
 Ball & roller bearing manufacturing (332991)  
 Ammunition manufacturing (332992-332993)  
 Small arms, ordnance, & accessories manufacturing (332994)  
 Fabricated pipe & pipe fitting manufacturing (332996)  
 Other fabricated metal manufacturing (332999)  
 Construction machinery manufacturing (33312)  
 Mining, oil, & gas machinery & equipment manufacturing (33313-33313)  
 Semiconductor machinery manufacturing (333242)  
 All other industrial machinery manufacturing (333243-333249)  
 Optical instrument, photographic & photocopying equipment manufacturing (333314-333316)  
 Other commercial service industry machinery manufacturing (333318)  
 Heating equipment (except warm air furnaces) manufacturing (333414)  
 Air conditioning, refrigeration, and warm air heating equipment manufacturing (333415)  
 Industrial mold manufacturing (333511)  
 Special tool, die, jig, and fixture manufacturing (333514)  
 Cutting tool and machine tool accessory manufacturing (333515)  
 Machine tool manufacturing (333517)  
 Rolling mill and other metalworking machinery manufacturing (333519)  
 Turbine and turbine generator set units manufacturing (333611)  
 Speed changer, industrial high-speed drive, and gear manufacturing (333612)  
 Mechanical power transmission equipment manufacturing (333613)  
 Other engine equipment manufacturing (333618)  
 Pump and pumping equipment manufacturing (333911)  
 Air and gas compressor manufacturing (333912)  
 Measuring and dispensing pump manufacturing (333913)  
 Elevator and moving stairway manufacturing (333921)  
 Conveyor and conveying equipment manufacturing (333922)  
 Overhead cranes, hoists, and monorail systems (333923)  
 Industrial truck, trailer, and stacker manufacturing (333924)  
 Power-driven handtool manufacturing (333991)  
 Welding and soldering equipment manufacturing (333992)  
 Packaging machinery manufacturing (333993)  
 Industrial process furnace and oven manufacturing (333994)  
 Fluid power cylinder and actuator manufacturing (333995)  
 Fluid power pump and motor manufacturing (333996)  
 Scales, balances, and miscellaneous general purpose machinery (333997-9)

**Kings County (continued)**

Electronic computer manufacturing (334111)  
 Computer storage device manufacturing (334112)  
 Computer terminals & other computer peripheral equipment manufacturing (334118)  
 Telephone apparatus manufacturing (33421)  
 Bare printed circuit board manufacturing (334412)  
 Semiconductor & related device manufacturing (334413)  
 Capacitor, resistor, coil, transformer, & other indicator manufacturing (334416)  
 Electronic connector manufacturing (334417)  
 Printed circuit assembly (electronic assembly) manufacturing (334418)  
 Other electronic component manufacturing (334419)  
 Electromedical and electrotherapeutic apparatus manufacturing (334510)  
 Automatic environmental control manufacturing (334512)  
 Totalizing fluid meter & counting device manufacturing (334514)  
 Electricity & signal testing instruments manufacturing (334515)  
 Analytical laboratory instrument manufacturing (334516)  
 Irradiation apparatus manufacturing (334517)  
 Watch, clock & other measuring & controlling device manufacturing (334519)  
 Blank magnetic & optical recording media manufacturing (334613)  
 Software & other prerecorded & record reproducing (334614)  
 Electric lamp bulb, lighting fixture & parts Manufacturing (33511-33512)  
 Small electrical appliance manufacturing (33521)  
 Household appliance (cooking, refrigerator, & laundry) manufacturing (335221-335228)  
 Power, distribution, & specialty transformer manufacturing (335311)  
 Motor & generator manufacturing (335312)  
 All other misc. electrical equipment & component manufacturing (335313-335399)  
 Aircraft & parts manufacturing (336411-336413)  
 Guided missile & space vehicle units & parts manufacturing (336414-336419)  
 Railroad rolling stock manufacturing (3365)  
 Ship building & repairing (336611)  
 Boat building (336612)  
 Military armored vehicle, tank, & tank component manufacturing (336992)  
 All other transportation equipment manufacturing (336999)  
 Upholstered household furniture manufacturing (337121)  
 Nonupholstered wood household furniture manufacturing (337122)  
 Other household nonupholstered furniture (337124-5)  
 Institutional furniture manufacturing (337127)  
 Wood office furniture manufacturing (337211)  
 Custom architectural woodwork and millwork (337212)  
 Office furniture, except wood, manufacturing (337214)  
 Showcase, partition, shelving, and locker manufacturing (337215)  
 Mattress manufacturing (33791)  
 Blind and shade manufacturing (33792)  
 Periodical publishers (51112)  
 Book publishers (51113)  
 Greeting card publishing (511191)  
 Software publishers (5112)  
 Sound recording industries (5122)  
 Internet publishing and broadcasting and web search portals (51913)  
 Facilities support services (5612)  
 Travel arrangement and reservation services (5615)  
 Amusement parks and arcades (7131)  
 State utilities and other enterprises

**Orange County**

Wind electric power generation (221115)  
 Geothermal electric power generation (221116)  
 Petrochemical manufacturing (32511)  
 Artificial and synthetic fibers and filaments manufacturing (32522)  
 Phosphatic fertilizer manufacturing (325312)  
 Pesticide & other agricultural chemical manufacturing (32532)  
 Explosives manufacturing (32592)  
 Concrete pipe manufacturing (327332)  
 Lime manufacturing (32741)  
 Custom roll forming (332114)  
 Power boiler and heat exchanger manufacturing (33241)  
 Other engine equipment manufacturing (333618)  
 Measuring and dispensing pump manufacturing (333913)  
 Elevator and moving stairway manufacturing (333921)  
 Overhead cranes, hoists, and monorail systems (333923)  
 Totalizing fluid meter & counting device manufacturing (334514)  
 Military armored vehicle, tank, & tank component manufacturing (336992)  
 Greeting card publishing (511191)  
 State utilities and other enterprises

**Riverside County**

Nuclear electric power generation (221113)  
 Geothermal electric power generation (221116)  
 Coffee & tea manufacturing (31192)  
 Narrow fabric mills & machine embroidery (31322)  
 Nonwoven fabric mills (31323)  
 Knit fabric mills (31324)  
 Fabric coating mills (31332)  
 Hosiery, sock & other apparel knitting mills (31511-31519)  
 Paper & paperboard mills (32212-32213)  
 Asphalt paving & roofing materials (324121-324122)  
 Petrochemical manufacturing (32511)  
 Synthetic dye and pigment manufacturing (32513)

**Table A1: Industries not Available by County (continued)**

**Riverside County (continued)**

Other basic inorganic chemical manufacturing (32518)  
 Artificial and synthetic fibers and filaments manufacturing (32522)  
 Nitrogenous fertilizer manufacturing (325311)  
 Phosphatic fertilizer manufacturing (325312)  
 Medicinal and botanical manufacturing (325411)  
 In-vitro diagnostic substance manufacturing (325413)  
 Surface active agent manufacturing (325613)  
 Printing ink manufacturing (32591)  
 Glass container manufacturing (327213)  
 Gypsum product manufacturing (32742)  
 Ground or treated mineral and earth manufacturing (327992)  
 Rolled steel shape manufacturing (331221)  
 Nonferrous metal, except copper and aluminum, shaping (331491)  
 Secondary processing of other nonferrous (331492)  
 Nonferrous forging (332112)  
 Cutlery, utensil, pot, and pan manufacturing (332215)  
 Small arms, ordnance, & accessories manufacturing (332994)  
 Fabricated pipe & pipe fitting manufacturing (332996)  
 Semiconductor machinery manufacturing (333242)  
 Heating equipment (except w arm air furnaces) manufacturing (333414)  
 Measuring and dispensing pump manufacturing (333913)  
 Elevator and moving stairway manufacturing (333921)  
 Industrial truck, trailer, and stacker manufacturing (333924)  
 Analytical laboratory instrument manufacturing (334516)  
 Irradiation apparatus manufacturing (334517)  
 Guided magnetic & optical recording media manufacturing (334613)  
 Guided missile & space vehicle units & parts manufacturing (336414-336419)  
 Railroad rolling stock manufacturing (3365)  
 Ship building & repairing (336611)  
 Military armored vehicle, tank, & tank component manufacturing (336992)  
 Greeting card publishing (511191)  
 State utilities and other enterprises

**San Bernardino County**

Nuclear electric power generation (221113)  
 Wind electric power generation (221115)  
 Geothermal electric power generation (221116)  
 Coffee & tea manufacturing (31192)  
 Knit fabric mills (31324)  
 Fabric coating mills (31332)  
 Carpet & rub mills (31411)  
 Misc. petroleum & coal products manufacturing (324191, 324199)  
 Petrochemical manufacturing (32511)  
 Artificial and synthetic fibers and filaments manufacturing (32522)  
 Phosphatic fertilizer manufacturing (325312)  
 Pesticide & other agricultural chemical manufacturing (32532)  
 Surface active agent manufacturing (325613)  
 Explosives manufacturing (32592)  
 Other pressed & blown glass & glassware manufacturing (327212)  
 Lime manufacturing (32741)  
 Ground or treated mineral and earth manufacturing (327992)  
 Aluminum sheet, plate, and foil manufacturing (331315)  
 Ball & roller bearing manufacturing (332991)  
 Semiconductor machinery manufacturing (333242)  
 Measuring and dispensing pump manufacturing (333913)  
 Elevator and moving stairway manufacturing (333921)  
 Irradiation apparatus manufacturing (334517)  
 Small electrical appliance manufacturing (33521)  
 Ship building & repairing (336611)  
 Military armored vehicle, tank, & tank component manufacturing (336992)  
 Greeting card publishing (511191)  
 State utilities and other enterprises

**Santa Barbara County**

Hydroelectric power generation (221111)  
 Nuclear electric power generation (221113)  
 Wind electric power generation (221115)  
 Geothermal electric power generation (221116)  
 Electric power transmission and distribution (22112)  
 Snack food product manufacturing (311911-311919)  
 Fiber, yarn, & thread mills (3131)  
 Narrow fabric mills & machine embroidery (31322)  
 Nonwoven fabric mills (31323)  
 Knit fabric mills (31324)  
 Fabric coating mills (31332)  
 Carpet & rub mills (31411)  
 Hosiery, sock & other apparel knitting mills (31511-31519)  
 Other cut & sew apparel manufacturing (31528)  
 Apparel accessories & other apparel manufacturing (3159)  
 Paper & paperboard mills (32212-32213)  
 Misc. petroleum & coal products manufacturing (324191, 324199)  
 Petrochemical manufacturing (32511)  
 Industrial gas manufacturing (32512)  
 Synthetic dye and pigment manufacturing (32513)  
 Other basic inorganic chemical manufacturing (32518)  
 Plastics material and resin manufacturing (325211)  
 Synthetic rubber manufacturing (325212)  
 Artificial and synthetic fibers and filaments manufacturing (32522)  
 Phosphatic fertilizer manufacturing (325312)  
 Biological product (except diagnostic) manufacturing (325414)

**Santa Barbara County (continued)**

Adhesive manufacturing (32552)  
 Soap and other detergent manufacturing (325611)  
 Polish and other sanitation good manufacturing (325612)  
 Surface active agent manufacturing (325613)  
 Printing ink manufacturing (32591)  
 Explosives manufacturing (32592)  
 Photographic film and chemical manufacturing (325992)  
 Other miscellaneous chemical product manufacturing (325998)  
 Plastics packaging materials and unlaminated film and sheet manufacturing (32611)  
 Unlaminated plastics profile shape manufacturing (326121)  
 Other rubber product manufacturing (32629)  
 Flat glass manufacturing (327211)  
 Other pressed & blown glass & glassware manufacturing (327212)  
 Glass container manufacturing (327213)  
 Glass product manufacturing made of purchased glass (327215)  
 Concrete block and brick manufacturing (327331)  
 Concrete pipe manufacturing (327332)  
 Lime manufacturing (32741)  
 Gypsum product manufacturing (32742)  
 Abrasive product manufacturing (32791)  
 Cut stone and stone product manufacturing (327991)  
 Ground or treated mineral and earth manufacturing (327992)  
 Mineral wool manufacturing (327993)  
 Miscellaneous nonmetallic mineral products (327999)  
 Iron, steel pipe and tube from purchased steel (33121)  
 Rolled steel shape manufacturing (331221)  
 Steel wire drawing (331222)  
 Alumina refining & primary aluminum smelting and production (331313-4)  
 Aluminum sheet, plate, and foil manufacturing (331315)  
 Primary smelting & refining of copper (33141-33142)  
 Secondary processing of other nonferrous (331492)  
 Ferrous metal foundries (33151)  
 Nonferrous metal foundries (33152)  
 Nonferrous forging (332112)  
 Custom roll forming (332114)  
 Cutlery, utensil, pot, and pan manufacturing (332215)  
 Prefabricated metal buildings and components (332311)  
 Plate work manufacturing (332313)  
 Power boiler and heat exchanger manufacturing (33241)  
 Metal tank (heavy gauge) manufacturing (33242)  
 Metal can, box, & other metal container manufacturing (332431-332439)  
 Hardware manufacturing (3325)  
 Valve & fittings other than plumbing (332911-332919)  
 Plumbing fixture fitting & trim manufacturing (332913)  
 Ball & roller bearing manufacturing (332991)  
 Ammunition manufacturing (332992-332993)  
 Small arms, ordnance, & accessories manufacturing (332994)  
 Fabricated pipe & pipe fitting manufacturing (332996)  
 Farm, lawn & garden machinery & equipment manufacturing (333111-333112)  
 Construction machinery manufacturing (33312)  
 Heating equipment (except warm air furnaces) manufacturing (333414)  
 Air conditioning, refrigeration, and warm air heating equipment manufacturing (333415)  
 Industrial mold manufacturing (333511)  
 Special tool, die, jig, and fixture manufacturing (333514)  
 Rolling mill and other metalworking machinery manufacturing (333519)  
 Turbine and turbine generator set units manufacturing (333611)  
 Speed changer, industrial high-speed drive, and gear manufacturing (333612)  
 Other engine equipment manufacturing (333618)  
 Air and gas compressor manufacturing (333912)  
 Measuring and dispensing pump manufacturing (333913)  
 Conveyor and conveying equipment manufacturing (333922)  
 Overhead cranes, hoists, and monorail systems (333923)  
 Industrial truck, trailer, and stacker manufacturing (333924)  
 Power-driven handtool manufacturing (333991)  
 Packaging machinery manufacturing (333993)  
 Industrial process furnace and oven manufacturing (333994)  
 Fluid power cylinder and actuator manufacturing (333995)  
 Fluid power pump and motor manufacturing (333996)  
 Computer storage device manufacturing (334112)  
 Audio & video equipment manufacturing (3343)  
 Capacitor, resistor, coil, transformer, & other indicator manufacturing (334416)  
 Electronic connector manufacturing (334417)  
 Automatic environmental control manufacturing (334512)  
 Blank magnetic & optical recording media manufacturing (334613)  
 Software & other prerecorded & record reproducing (334614)  
 Household appliance (cooking, refrigerator, & laundry) manufacturing (335221-335228)  
 Power, distribution, & specialty transformer manufacturing (335311)  
 Motor & generator manufacturing (335312)  
 Railroad rolling stock manufacturing (3365)  
 Ship building & repairing (336611)  
 Military armored vehicle, tank, & tank component manufacturing (336992)  
 All other transportation equipment manufacturing (336999)  
 Nonupholstered wood household furniture manufacturing (337122)  
 Institutional furniture manufacturing (337127)  
 Custom architectural woodwork and millwork (337212)  
 Office furniture, except wood, manufacturing (337214)  
 Mattress manufacturing (33791)  
 Blind and shade manufacturing (33792)  
 Greeting card publishing (511191)  
 State utilities and other enterprises

# Southern California Edison Economic & Fiscal Impact Model

**Table A1: Industries not Available by County (continued)**

Tulare County	Tulare County (continued)
Nuclear electric power generation (221113)	Fluid power pump and motor manufacturing (333996)
Wind electric power generation (221115)	Scales, balances, and miscellaneous general purpose machinery (333997-9)
Geothermal electric power generation (221116)	Electronic computer manufacturing (334111)
Biomass electric power generation (221117)	Computer storage device manufacturing (334112)
Tidal electric power generation (221118)	Computer terminals & other computer peripheral equipment manufacturing (334118)
Broad woven fabric mills (31321)	Telephone apparatus manufacturing (33421)
Narrow fabric mills & machine embroidery (31322)	Audio & video equipment manufacturing (3343)
Nonwoven fabric mills (31323)	Bare printed circuit board manufacturing (334412)
Knit fabric mills (31324)	Capacitor, resistor, coil, transformer, & other indicator manufacturing (334416)
Textile & fabric finishing mills (31331)	Electronic connector manufacturing (334417)
Fabric coating mills (31332)	Other electronic component manufacturing (334419)
Carpet & rub mills (31411)	Electromedical and electrotherapeutic apparatus manufacturing (334510)
Curtain & linen mills (31412)	Search, detection, and navigation instruments manufacturing (334511)
Textile bag & canvas mills (31491)	Automatic environmental control manufacturing (334512)
Hosiery, sock & other apparel knitting mills (31511-31519)	Industrial process variable instruments manufacturing (334513)
Men's and boys' cut & sew apparel manufacturing (31522)	Totalizing fluid meter & counting device manufacturing (334514)
Women's & girls' cut & sew apparel manufacturing (31524)	Electricity & signal testing instruments manufacturing (334515)
Other cut & sew apparel manufacturing (31528)	Analytical laboratory instrument manufacturing (334516)
Leather, footwear, & other leather product & hide tanning & finishing (3161-3169)	Irradiation apparatus manufacturing (334517)
Paper & paperboard mills (32212-32213)	Watch, clock & other measuring & controlling device manufacturing (334519)
Asphalt paving & roofing materials (324121-324122)	Blank magnetic & optical recording media manufacturing (334613)
Misc. petroleum & coal products manufacturing (324191, 324199)	Electric lamp bulb, lighting fixture & parts Manufacturing (33511-33512)
Petrochemical manufacturing (32511)	Small electrical appliance manufacturing (33521)
Industrial gas manufacturing (32512)	Household appliance (cooking, refrigerator, & laundry) manufacturing (335221-335228)
Synthetic dye and pigment manufacturing (32513)	Power, distribution, & specialty transformer manufacturing (335311)
Other basic inorganic chemical manufacturing (32518)	All other misc. electrical equipment & component manufacturing (335313-335999)
Plastics material and resin manufacturing (325211)	Guided missile & space vehicle units & parts manufacturing (336414-336419)
Synthetic rubber manufacturing (325212)	Railroad rolling stock manufacturing (3365)
Nitrogenous fertilizer manufacturing (325311)	Ship building & repairing (336611)
Phosphatic fertilizer manufacturing (325312)	Boat building (336612)
Pesticide & other agricultural chemical manufacturing (32532)	Military armored vehicle, tank, & tank component manufacturing (336992)
Medicinal and botanical manufacturing (325411)	All other transportation equipment manufacturing (336999)
Pharmaceutical preparation manufacturing (325412)	Upholstered household furniture manufacturing (337121)
In-vitro diagnostic substance manufacturing (325413)	Other household nonupholstered furniture (337124-5)
Paint & coating manufacturing (32551)	Institutional furniture manufacturing (337127)
Soap and other detergent manufacturing (325611)	Wood office furniture manufacturing (337211)
Surface active agent manufacturing (325613)	Custom architectural woodwork and millwork (337212)
Toilet preparation manufacturing (32562)	Office furniture, except wood, manufacturing (337214)
Printing ink manufacturing (32591)	Mattress manufacturing (33791)
Explosives manufacturing (32592)	Blind and shade manufacturing (33792)
Custom compounding of purchased resins (325991)	Greeting card publishing (51191)
Photographic film and chemical manufacturing (325992)	Sound recording industries (5122)
Unlaminated plastics profile shape manufacturing (326121)	Federal utilities and other enterprises
Tire manufacturing (32621)	State utilities and other enterprises
Rubber & plastics hoses & belting manufacturing (32622)	
Other rubber product manufacturing (32629)	<b>Ventura County</b>
Pottery, ceramics, & plumbing fixture manufacturing (32711)	Hydroelectric power generation (221111)
Brick, tile, & other structural clay product manufacturing (32712)	Nuclear electric power generation (221113)
Other pressed & blown glass & glassware manufacturing (327212)	Wind electric power generation (221115)
Glass container manufacturing (327213)	Geothermal electric power generation (221116)
Glass product manufacturing made of purchased glass (327215)	Biomass electric power generation (221117)
Concrete block and brick manufacturing (327331)	Snack food product manufacturing (311911-311919)
Lime manufacturing (32741)	Broad woven fabric mills (31321)
Gypsum product manufacturing (32742)	Narrow fabric mills & machine embroidery (31322)
Abrasive product manufacturing (32791)	Nonwoven fabric mills (31323)
Cut stone and stone product manufacturing (327991)	Knit fabric mills (31324)
Ground or treated mineral and earth manufacturing (327992)	Fabric coating mills (31332)
Mineral wool manufacturing (327993)	Hosiery, sock & other apparel knitting mills (31511-31519)
Miscellaneous nonmetallic mineral products (327999)	Apparel accessories & other apparel manufacturing (3159)
Iron, steel pipe and tube from purchased steel (33121)	Asphalt paving & roofing materials (324121-324122)
Rolled steel shape manufacturing (331221)	Misc. petroleum & coal products manufacturing (324191, 324199)
Alumina refining & primary aluminum smelting and production (331313-4)	Petrochemical manufacturing (32511)
Primary smelting & refining of copper (33141-33142)	Industrial gas manufacturing (32512)
Secondary processing of other nonferrous (331492)	Other basic inorganic chemical manufacturing (32518)
Ferrous metal foundries (33151)	Artificial and synthetic fibers and filaments manufacturing (32522)
Nonferrous metal foundries (33152)	Phosphatic fertilizer manufacturing (325312)
Iron and steel forging (332111)	Fertilizer, mixing only, manufacturing (325314)
Nonferrous forging (332112)	Surface active agent manufacturing (325613)
Custom roll forming (332114)	Printing ink manufacturing (32591)
Cutlery, utensil, pot, and pan manufacturing (332215)	Explosives manufacturing (32592)
Handtool manufacturing (332216)	Plastics packaging materials and unlaminated film and sheet manufacturing (32611)
Metal tank (heavy gauge) manufacturing (33242)	Unlaminated plastics profile shape manufacturing (326121)
Metal can, box, & other metal container manufacturing (332431-332439)	Flat glass manufacturing (327211)
Hardware manufacturing (3325)	Other pressed & blown glass & glassware manufacturing (327212)
Ball & roller bearing manufacturing (332991)	Lime manufacturing (32741)
Ammunition manufacturing (332992-332993)	Ground or treated mineral and earth manufacturing (327992)
Small arms, ordnance, & accessories manufacturing (332994)	Miscellaneous nonmetallic mineral products (327999)
Fabricated pipe & pipe fitting manufacturing (332996)	Rolled steel shape manufacturing (331221)
Construction machinery manufacturing (33312)	Alumina refining & primary aluminum smelting and production (331313-4)
Mining, oil, & gas machinery & equipment manufacturing (33313-33313)	Aluminum sheet, plate, and foil manufacturing (331315)
Semiconductor machinery manufacturing (333242)	Nonferrous metal, except copper and aluminum, shaping (331491)
All other industrial machinery manufacturing (333243-333249)	Secondary processing of other nonferrous (331492)
Optical instrument, photographic & photocopying equipment manufacturing (333314-333316)	Custom roll forming (332114)
Other commercial service industry machinery manufacturing (333318)	Metal can, box, & other metal container manufacturing (332431-332439)
Air purification and ventilation equipment manufacturing (333413)	Plumbing fixture fitting & trim manufacturing (332913)
Heating equipment (except warm air furnaces) manufacturing (333414)	Ammunition manufacturing (332992-332993)
Special tool, die, jig, and fixture manufacturing (333514)	Fabricated pipe & pipe fitting manufacturing (332996)
Cutting tool and machine tool accessory manufacturing (333515)	Farm, lawn & garden machinery & equipment manufacturing (333111-333112)
Rolling mill and other metalworking machinery manufacturing (333519)	Turbine and turbine generator set units manufacturing (333611)
Turbine and turbine generator set units manufacturing (333611)	Speed changer, industrial high-speed drive, and gear manufacturing (333612)
Speed changer, industrial high-speed drive, and gear manufacturing (333612)	Mechanical power transmission equipment manufacturing (333613)
Mechanical power transmission equipment manufacturing (333613)	Measuring and dispensing pump manufacturing (333913)
Other engine equipment manufacturing (333618)	Conveyor and conveying equipment manufacturing (333922)
Air and gas compressor manufacturing (333912)	Overhead cranes, hoists, and monorail systems (333923)
Measuring and dispensing pump manufacturing (333913)	Power-driven handtool manufacturing (333991)
Elevator and moving stairway manufacturing (333921)	Industrial process furnace and oven manufacturing (333994)
Overhead cranes, hoists, and monorail systems (333923)	Totalizing fluid meter & counting device manufacturing (334514)
Industrial truck, trailer, and stacker manufacturing (333924)	Irradiation apparatus manufacturing (334517)
Power-driven handtool manufacturing (333991)	Household appliance (cooking, refrigerator, & laundry) manufacturing (335221-335228)
Welding and soldering equipment manufacturing (333992)	Railroad rolling stock manufacturing (3365)
Industrial process furnace and oven manufacturing (333994)	Greeting card publishing (51191)
Fluid power cylinder and actuator manufacturing (333995)	State utilities and other enterprises